

Gen2™

OTIS

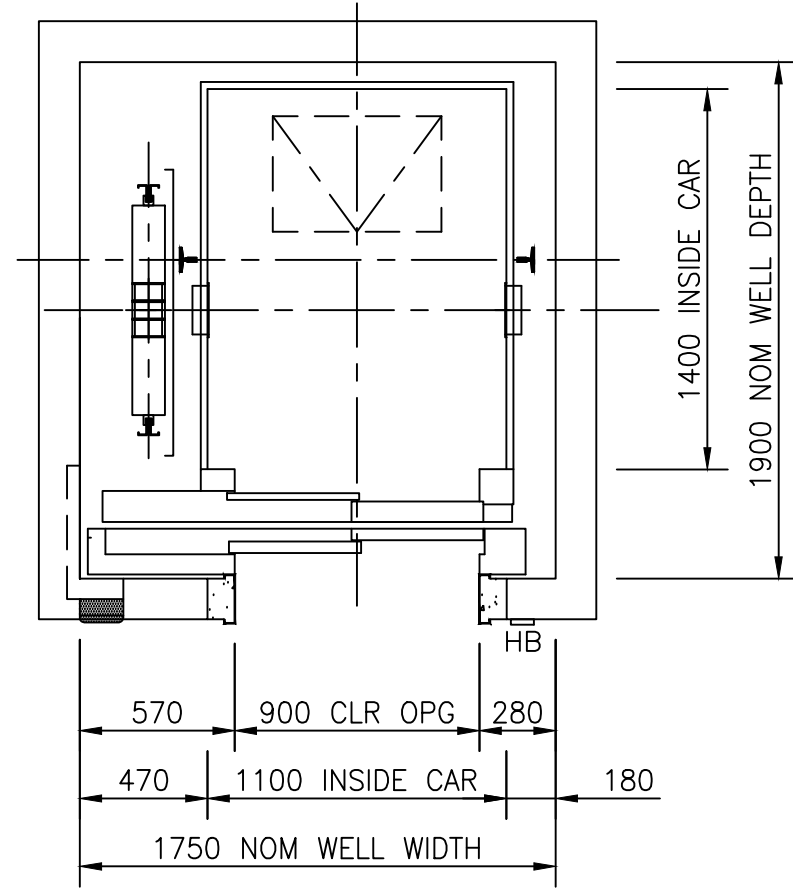
Gen2™ System – Machineroomless (MRL)

21st century technologies and materials with 21st century objectives

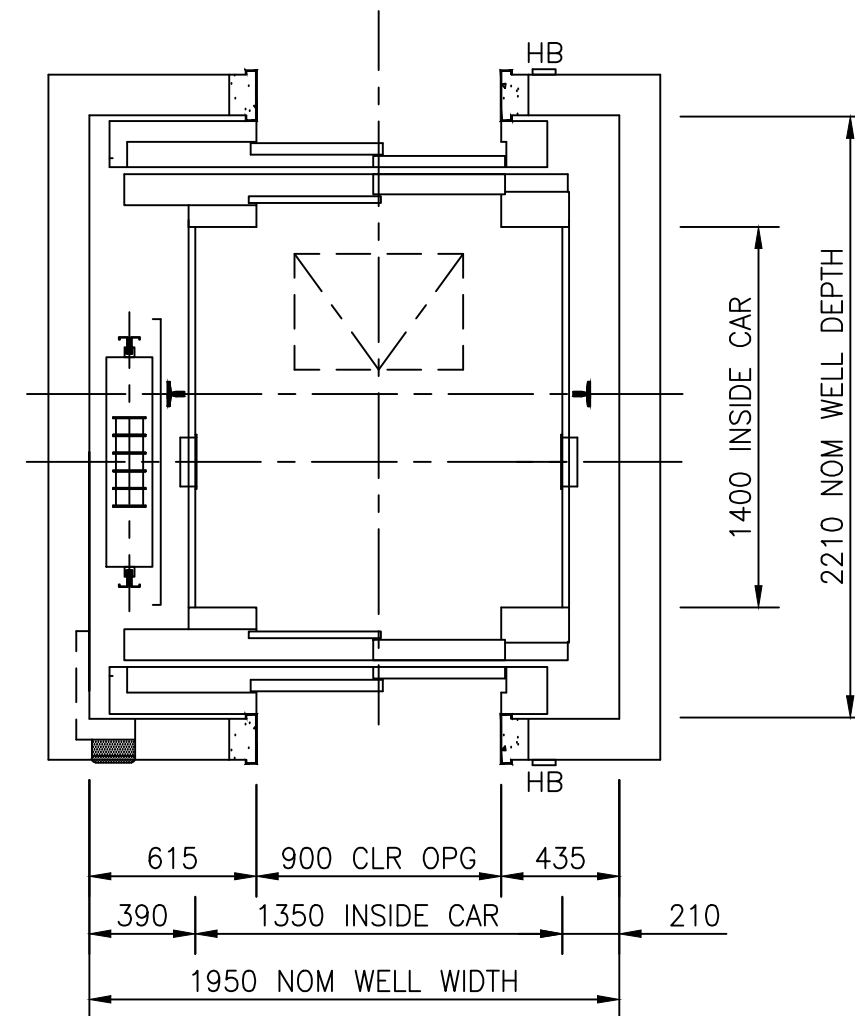
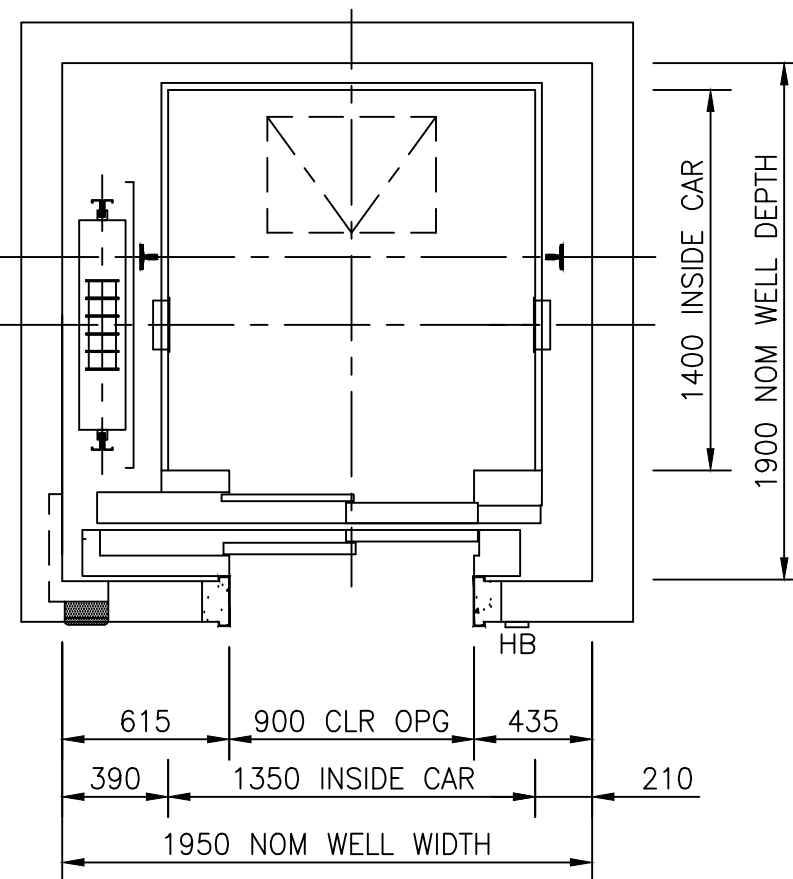
- Energy efficiency
- Environmental responsibility
- Passenger Safety
- Increased usable space
- Streamlined architectural profile
- Timesaving installation

Experience a quiet, smooth ride and benefit from engineering innovation and design

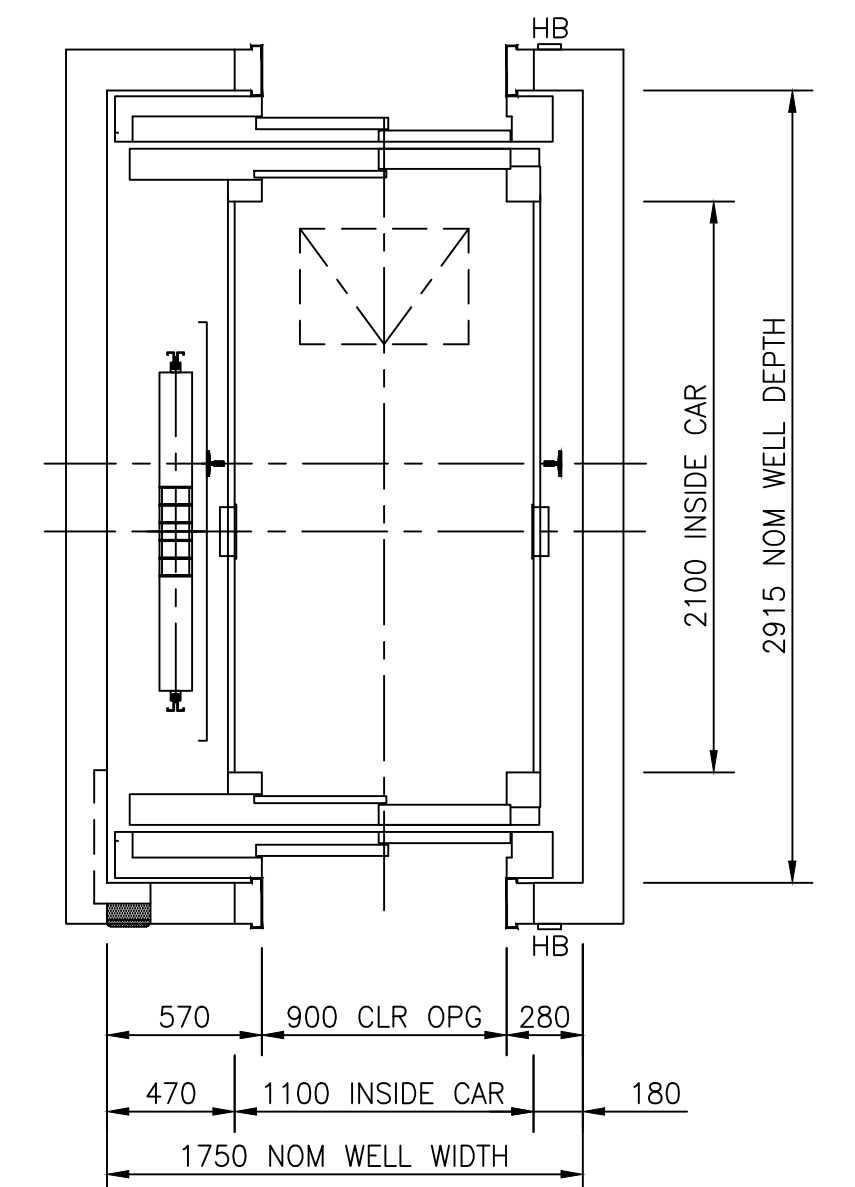
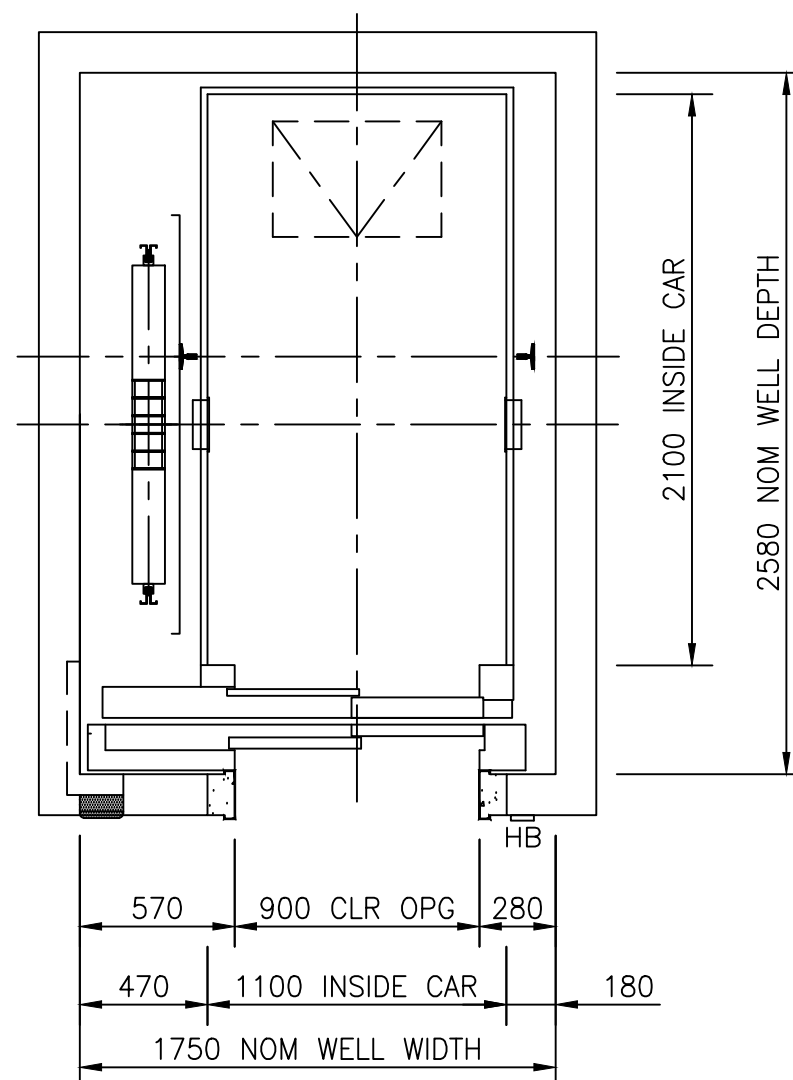
Suitable for Residential and Commercial applications



8 PERSON 630kg DEEP CAR



10 PERSON 800kg WIDE CAR

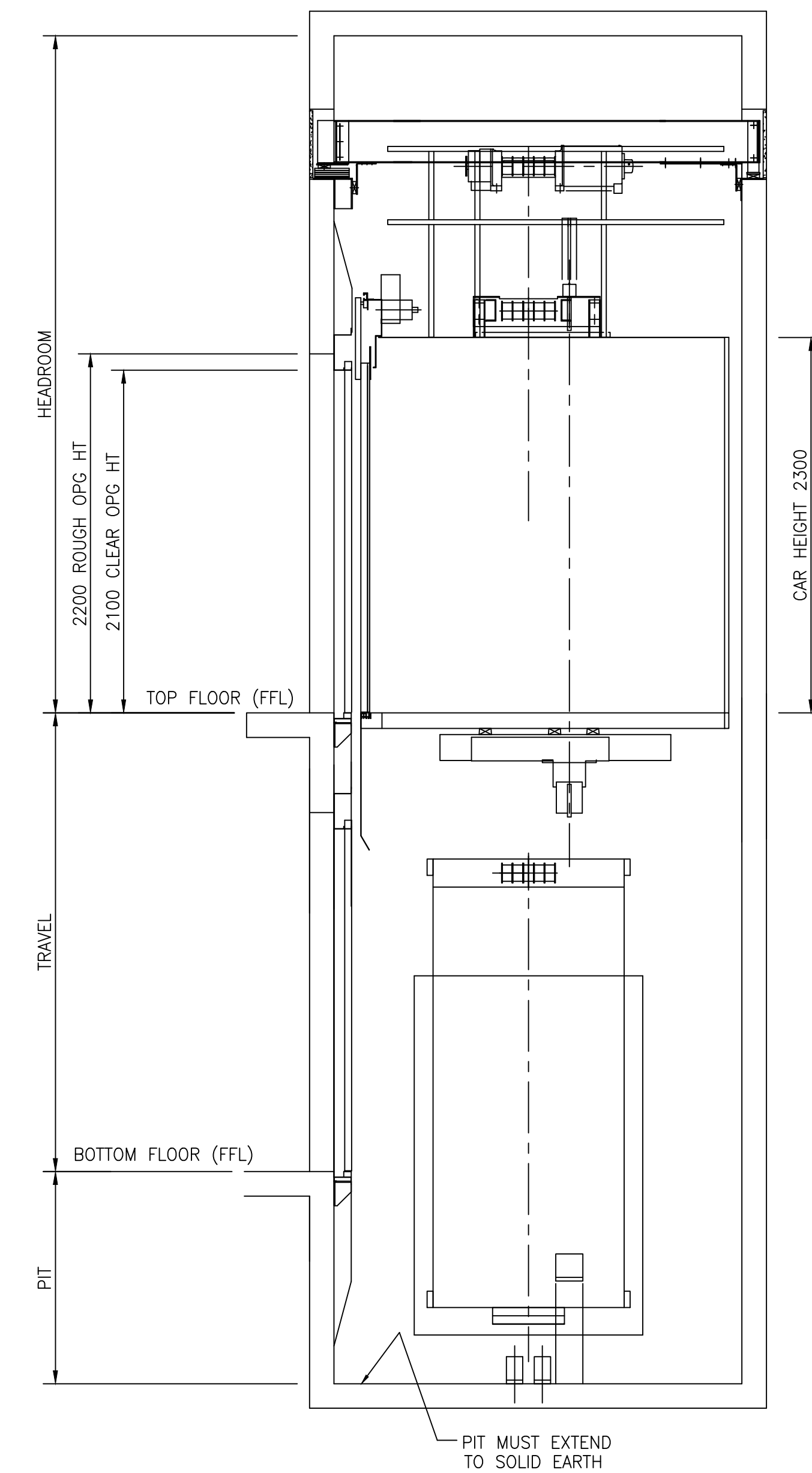


13 PERSON 1000kg DEEP CAR

Features

- Compact, energy efficient gearless machine
- Durable, quiet controller and drive
- Permanent magnet motor
- Highly sophisticated Remote Elevator Monitoring (REM®) controls
- Precision engineered governor
- Revolutionary coated steel belts
- Variable speed door control
- Easy access Emergency & Inspection controls

SPEED m.p.s.	1.0	1.6	1.75
HEADROOM mm	3750	3900	4000
MAX TRAVEL mm	40000	75000	75000
MAX No STOPS	14	21	21
PIT mm	1300	1400	1500



Catalogue Layout

This design tool illustrates hoistway dimensions for the **Gen2™** elevator system

This is design information only – not to be used for construction purposes

Please contact Otis for full **Gen2™** layout information

Otis Elevator Company Pty Ltd has offices throughout Australia

www.otis.com

Note:

These dimensions assume a concrete hoistway structure
 All Two Speed Side Opening doors
 Opposite machinery location available
 Two and Three car arrangements available
 For Australian based applications

FOR ITEMS TO BE PROVIDED BY PURCHASER REFER TO SHEET 2

Gen2™ Premier2

MACHINEROOMLESS
 WITHOUT COUNTERWEIGHT SAFETY

MODEL: Gen2Premier-630-1000-2S

DATE: NOV'2010 Dwg: SAA28158BW ALL RIGHTS RESERVED

OTIS

SHEET 1 OF 2

TO BE PROVIDED BY PURCHASER

1. Hoistway

- A clean, dry two hour fire rated hoistway built to the lift code and applicable government regulations, to the dimensions as shown and tolerance of +/- 13mm as shown and designed to bear the reactions as shown on full Gen2 Focus layout.
- A waterproof pit designed to bear the reactions shown on full Gen2 Focus layout
- Penetrations for Machine Beam Installation as shown on full Gen2 Focus layout (Beams By Otis)
- Penetrations for Installation Platform as shown on full Gen2 Focus layout
- Rough opening cut outs for landing doors as shown on full Gen2 Focus layout
- Penetrations for all fixtures. ø25mm hole in the centre of fixture location as shown on full Gen2 Focus layout
- 2 Recesses and 1 penetration for the E&l Panel on the top floor served as shown on full Gen2 Focus layout
- Building in of inserts flush with the inside face of finished hoistway wall for fixing rails and landing frame assemblies as shown on full Gen2 Focus layout. (Inserts provided by Otis)
- A dry sump in pit to comply with SAA lift code and/or regulations. Suggested location shown on full Gen2 Focus layout.(Sump cover by Otis)
- Provide accurate grid and datum lines per landing indicating finished floor levels. Eg a 1000mm mark
- Provide hoistway protection guards to all hoistway entrances in accordance with SAA lift code
- Weather proof hoistway
- Weather proof top landing served for protection of E&l panel
- Cutting & closing of walls in hoistway
- Cover plate for machine beam penetrations – 2 hour fire rated hoistway
- Cover plate/grouting for Installation platform penetrations – 2 hour fire rated hoistway
- Grouting/making good finished front wall to landing finished frame
- Supply Engineers Certificate, certifying hoistway
- The hoistway shall be suitably ventilated. In the absence of relevant regulations or standards, it is recommended to provide ventilation openings at the top of the hoistway, with a minimum 0.10sqm. The ambient temperature in the hoistway shall be maintained between 0°C & +40°C. Note: Relevant regulations and standards should be checked for the need for fire dampers.

2. Power & Communication

- Prior to the commencement and during the entire installation of elevator provide uninterrupted temporary power within 5m of the E&l recess on the top floor served. This supply will cater for a maximum demand of 15amps and be available in three phase 400VAC and single phase 230VAC. This supply will be used for erection, lighting, testing and operation of tools and hoisting equipment.
- Prior to the commencement of installation, provide permanent power, located in the E&l recess as shown, with a tail of 5 metres.If multiple lifts are being installed submains per lift are required
 - Power supplied to be 3 phase, 50 Hertz, 4 Wire, 400volt
 - Maximum Demand: See Mains Data on full Gen2 Focus layout
 - Rating of mains protective device, to be greater than largest lift circuit breaker
- All power supplied to Otis, whether permanent or temporary and/or rental shall be at the builders cost
- Prior to the commencement of installation, provide a dedicated analogue phone line, terminated at a final distribution point on the inside of the shaft at the top floor served within 3m of the E&l panel.
- The installation and on-going rental fees of phone line shall be at the builders cost

3. Miscellaneous

- Provide & install a lift car floor covering, which complies with local code regulations
- All painting, including any necessary retouching, masonry and woodwork etc, not included in the contract
- Provide an undercover weather proof, secure storage area of 100sqm located within 20m of the lowest floor served by the lift.
- Provide a clear access between storage area and lift hoistway, suitable for moving large and heavy goods
- Provide an unloading area for material deliveries that is within 50m of storage area.
- Provide a clear access between unloading area and storage area, suitable for moving large and heavy goods.
- Provide safe access and well illuminated work areas.
- Provide access to sanitation facilities within 100m of lift shaft

Note:

Within 2 weeks of acceptance of an Otis offer – customer shall provide Otis with signed approvals for car finishes.

Gen2[™] Premier2

MACHINEROOMLESS

WITHOUT COUNTERWEIGHT SAFETY

MODEL: Gen2Premier-630-1000-2S

OTIS

SHEET 2 OF 2

DATE: NOV'2010

Dwg: SAA28158BW

ALL RIGHTS RESERVED