

The background of the advertisement is a photograph of an elevator interior. The focus is on the control panel, which is made of brushed metal and features several circular buttons. Some buttons are illuminated with blue, green, and orange lights. The numbers 1, 2, 3, 4, 5, and 6 are visible on the buttons. A hand is seen pressing one of the buttons. The elevator shaft is visible through the glass walls, showing multiple floors and balconies. The lighting is bright and modern.

OTIS

Panorama

**Panorama. An exhilarating view for passengers.
A dynamic focal point for the public.**

A novel and exciting way to travel in a commercial or residential complex, the Panorama lift is designed both to offer passengers a view and the public a focal viewpoint.

Adding the drama of movement to an architectural concept, the Panorama lift is chosen increasingly for installation in a lobby or atrium.


The glass panels are available in clear or smoked glass and the frames around them in one of five stainless steel finishes, white skinplate or prime coated steel ready for finishing on site.

The lift can be adapted to any number of architectural and decorative specifications.



Handrails

A choice of six Onda type handrails is available. For the full range, please refer to the Selecta brochure.




GLASS PANEL FRAMES

Stainless Steel

- ① Brushed
- ② Buffalo skin
- ③ Mirror
- ④ Brushed gold
- ⑤ Mirror gold

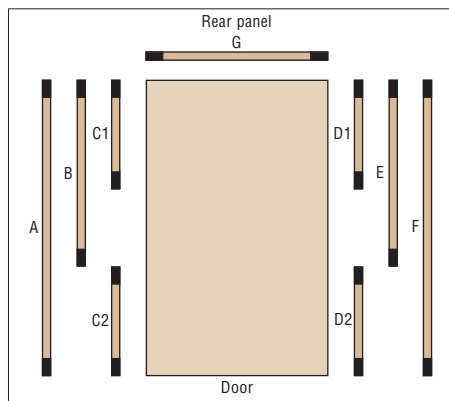
Skinplate

- ⑥ White



Examples of arrangements

Left: A, G, D1
Right: D1, G, C1



Glass panel arrangements