



OTIS

NCE/NCT Techna


INNER AND OUTER DECKING

- ① G2 finish stainless steel (standard)
- ② G5 finish stainless steel
- ③ Silver grey, powder-coated aluminium
- ④ G10 mirror finish stainless steel (not shown)




SKIRT PANEL

- ① G2 finish stainless steel (standard)
- ② Jet black, powder-coated steel



CONTROL

- ① Control device (standard - not shown)
- ② Operation panel on lower landing
- ③ Operation panel on upper landing



EXTERIOR CLADDING


- ① G2 finish stainless steel (standard)
- ② G5 finish stainless steel
- ③ Grey, powder coated steel
- ④ Capri blue, powder coated steel
- ⑤ Clear glass

- Not shown
- ⑥ G10 mirror stainless steel
 - ⑦ Milk glass
 - ⑧ Mirror glass
 - ⑨ To customer specification

Note: Panel joints are perpendicular to the step as standard for the steel, stainless steel and glass finishes and perpendicular to the floor as an option for the steel and stainless steel finishes (see X and Y).

COMB/COMBPLATE


- ① Jet black aluminium (standard)
- ② Natural aluminium
- ③ Aluminium with logo (not shown)



NCT Techna moving walk

TROLLEY BUMPER

Lozenge-shaped pads and a reinforced handrail entry box protect the NCT Techna moving walk from the impact of trolleys.



PALLETS


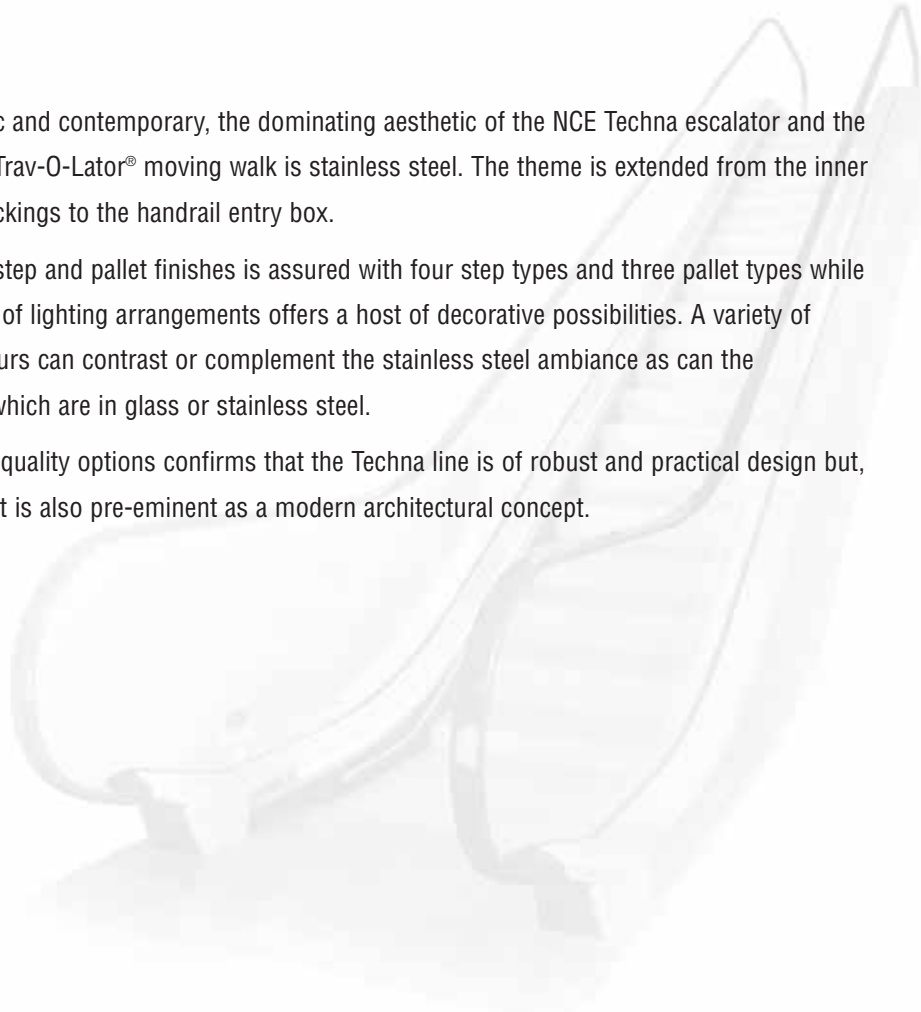
- ① Linished silver grey, powder-coated aluminium
- ② Jet black powder-coated aluminium
- ③ Silver grey, powder-coated aluminium

A modern aesthetic, a robust design.

Both dynamic and contemporary, the dominating aesthetic of the NCE Techna escalator and the NCT Techna Trav-O-Lator® moving walk is stainless steel. The theme is extended from the inner and outer deckings to the handrail entry box.

Flexibility of step and pallet finishes is assured with four step types and three pallet types while a rich choice of lighting arrangements offers a host of decorative possibilities. A variety of handrail colours can contrast or complement the stainless steel ambiance as can the balustrades which are in glass or stainless steel.

The range of quality options confirms that the Techna line is of robust and practical design but, equally, that it is also pre-eminent as a modern architectural concept.




STEP TYPES

- ① Jet black, powder-coated aluminium (standard)
- ② Natural finished aluminium
- ③ Silver grey, powder-coated aluminium
- ④ Linished silver grey, powder coated aluminium

LIGHTING (OPTIONAL)

- ① Understep lighting
- ② Comb lighting
- ③ Intermittent LED skirt panel lighting
- ④ Continuous LED skirt panel lighting
- ⑤ LED skirt panel lighting in deflector
- ⑥ Spot LED skirt panel lighting
- ⑦ Balustrade illumination
- ⑧ Traffic flow light





Techna



HANDRAIL ENTRY BOX

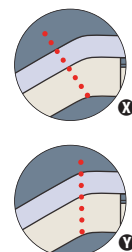
- ① G2 finish stainless steel (standard)
- ② G5 finish stainless steel
- ③ G10 mirror finish stainless steel (not shown)



BALUSTRADE

- ① Green glass (standard)
- ② Clear glass
- ③ Grey glass
- ④ Bronze glass
- ⑤ G2 stainless steel finish
- ⑥ Stainless steel or glass (shown here) with engraved logo

- X With glass, joints perpendicular to step
- Y With stainless steel, joints perpendicular to floor



HANDRAIL

- ① Black (standard)
- ② Charcoal
- ③ Orange
- ④ Red
- ⑤ Royal Blue
- ⑥ Green
- ⑦ Yellow
- ⑧ Light Grey
- ⑨ Brown
- Customised colour

