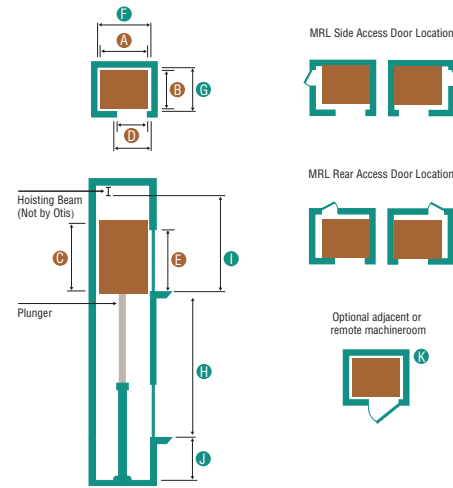


# HYDROFIT SPECIFICATIONS

Travel height maximum	26'-6" 8m
Maximum stops	4
Speed (ft/min)	100 0.51m/s
	125 0.64m/s



**IMPORTANT:**  
To assist in your planning, we recommend that you call your Otis representative at the beginning of the project.

Dimensions	PASSENGER				SERVICE		
	2100 (953kg)	2500 (1134kg)	3000 (1361kg)	3500 (1588kg)	4500 (2041kg)	5000 (2268kg)	5000AIA (2268kg)
Rated lbs.	2100	2500	3000	3500	4500	5000	5000AIA
Passenger Capacity	13	15	18	21	28	31	31

Car <sup>1</sup>	PASSENGER				SERVICE		
A Interior width	5'-8 1/4" (1735mm)		6'-5 1/4" (1970mm)		5'-5 1/4" (1665mm)	5'-11 1/4" (1811mm)	5'-8 1/4" (1735mm)
B Interior depth	4'-3 1/4" (1309mm)		5'-0 3/4" (1528mm)	5'-5 1/4" (1665mm)	7'-10 1/4" (2411mm)	8'-4 3/4" (2544mm)	9'-0 1/4" (2747mm)
for front and rear openings	4'-4 1/4" (1324mm)		5'-0 3/4" (1543mm)	5'-6 1/4" (1680mm)	7'-11 1/2" (2426mm)	8'-4 3/4" (2559mm)	9'-0 1/4" (2762mm)
C Interior height <sup>2</sup>	7'-9" Optional 9'-9" (2362mm Optional 2972mm)						
D Car door width	3'-0" (914mm)	3'-6" (1067mm)			4'-0" (1219mm)	4'-6" (1372mm)	
E Entrance height	7'-0" Optional 8'-0" (2134mm Optional 2438mm)						

Hoistway	PASSENGER				SERVICE		
F Width <sup>3</sup>	7'-7" (2311mm) <sup>4</sup>		8'-4" (2540mm)		7'-9" (2362mm) <sup>5</sup>	8'-4" (2540mm) <sup>5</sup>	8'-2" (2489mm)
G Depth	5'-9" (1753mm)		6'-4" (1930mm)	6'-11" (2108mm)	9'-7" (2921mm)	10'-1" (3073mm)	10'-8" (3251mm)
for MRL rear door access <sup>10</sup>	6'-8" (2033mm)		7'-3" (2210mm)	7'-10" (2388mm)	10'-7" (3226mm)	11'-1" (3378mm)	11'-8" (3556mm)
for front and rear openings	6'-3 1/4" (1911mm) <sup>6</sup>		6'-11 1/4" (2100mm)	7'-5 1/4" (2267mm)	10'-4 1/2" (3162mm) <sup>6</sup>	10'-9 3/4" (3295mm)	11'-5 1/4" (3498mm)
H Maximum rise	SINGLE STAGE				TWO STAGE		
@100 ft/min (with 4' pit depth)	13'-5" (4089mm)				21'-5" (6553mm)		
@125 ft/min (with 4' pit depth)	13'-2" (4013mm)				21'-6" (6553mm)		
@100 ft/min (with 5' pit depth)	14'-5" (4394mm)				26'-6" (8077mm)		
@125 ft/min (with 5' pit depth)	14'-2" (4318mm)				26'-6" (8077mm)		
I Clear overhead to hoist beam	SINGLE STAGE		TWO STAGE		SINGLE STAGE		TWO STAGE
@100 ft/min (with 7'-9" cab)	12'-0" (3658mm)		12'-4" (3759mm)		12'-3" (3734mm)		12'-6" (3810mm)
@125 ft/min (with 7'-9" cab)	12'-1" (3683mm)		12'-7" (3835mm)		12'-3" (3734mm)		12'-10" (3912mm)
@100 ft/min (with 9'-9" cab)	14'-0" (4268mm)		14'-4" (4369mm)		14'-3" (4343mm)		14'-6" (4420mm)
@125 ft/min (with 9'-9" cab)	14'-1" (4293mm)		14'-7" (4445mm)		14'-3" (4343mm)		14'-10" (4521mm)
J Minimum pit depth	4'-0" / 5'-0" (1219mm/1524mm) <sup>7</sup>				4'-0" / 5'-0" (1219mm/1524mm) <sup>7</sup>		

Machine Room (optional)	PASSENGER	SERVICE
K Minimum width and depth <sup>8</sup>	5'-9" (1753mm) x 7'-4" (2235mm)	5'-9" (1753mm) x 7'-4" (2235mm)

- Interior dimensions may vary depending on finishes selected.
- Clear cab height varies by ceiling type and floor recess.
- The hoistway width and depth dimensions listed represent the minimum requirements for MRL applications. Construction efficiencies can be realized by increasing these dimensions by up to 2" (51 mm).
- For 2100 lb systems that opt for a machine room, the hoistway width can be reduced by 3".
- For 4500 lb and 5000 lb systems that opt for a machine room, the hoistway width can be reduced by 2".
- Front & Rear openings for 2100 and 2500 lb machine-roomless installations allow for rear openings at 2nd and 3rd floors only.
- Some locations require a 5'-0" pit. Contact your local Otis representative for details.
- Machine room dimensions for 2 car group arrangements vary by hoistway dimension. Contact your local Otis representative for details.
- Maximum rise is based on a combination of speed and duty. Contact your local Otis representative for details.
- Rear door access is allowed on front opening units only. For MRL rear access door location, contact your Otis representative.
- In certain instances the MRL access door can be located on the 2nd floor. Contact your local Otis representative for details.
- For multiple car applications, or pre 2008 A17.1, contact your local Otis representative for details.

# OTIS

## HydroFit™

Machine-roomless  
holeless hydraulic elevator



# OTIS

www.otis.com  
publication HYD-1201 (1117) AKS © Otis Elevator Company 2017.  
All rights reserved.



Design freedom for low-rise buildings.

## The HydroFit system: a machine-roomless holeless hydraulic elevator.

### Otis HydroFit Delivers:



Design freedom



Minimal jobsite  
coordination



Energy efficiency



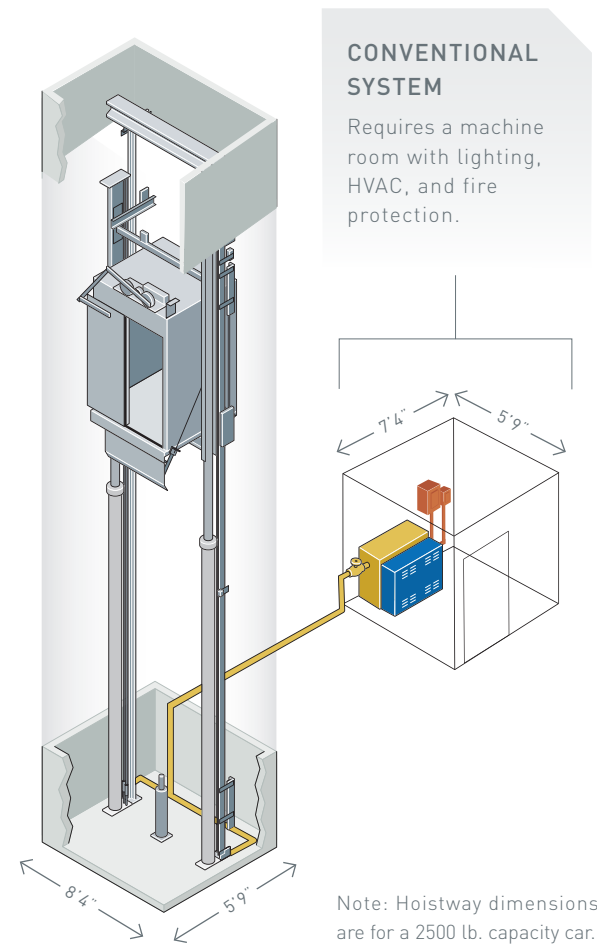
Proven reliability

Otis knows it's not just any building—it's your building. We applied the strength of our worldwide engineering resources and created the HydroFit system, an innovative hydraulic elevator system that eliminates the need for a machine room and allows all critical components to be contained in the hoistway. The result is a system that frees up valuable floor space and supports your design vision in a way that only Otis can.

## Machine-roomless technology. Available in holeless hydraulic systems.

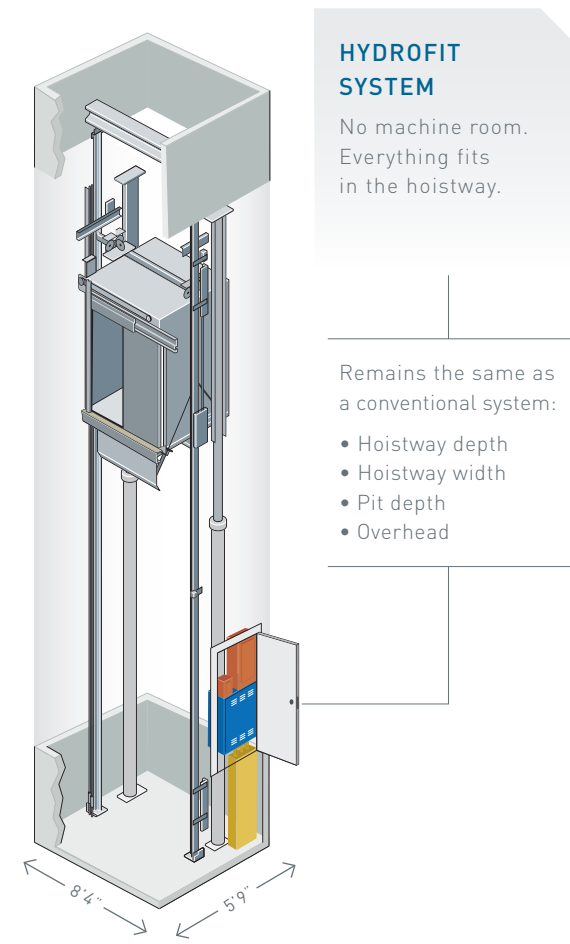
The HydroFit elevator is a self-contained system that uses Otis' proven holeless hydraulic design. Key components were redesigned to be more compact and able to fit in a standard hydraulic hoistway, eliminating the need for a machine room.

### HOLELESS HYDRAULIC ELEVATOR



**Conventional System:** Requires dedicated space for the elevator machine room.

### OTIS HYDROFIT ELEVATOR



**HydroFit System:** Machine-roomless means more usable space in your building.

## DESIGN FREEDOM

### Experience more design freedom with Otis HydroFit.

With more square feet in your building, you have the freedom to create spaces that meet your design vision and needs.

The HydroFit system allows building owners to increase income with more rentable space.



## MINIMAL JOBSITE COORDINATION

### Save construction time and cost.

A machine room is more than just a room. It requires lights, fire protection and HVAC. HydroFit doesn't require a machine room saving time and money on the jobsite. To further reduce coordination with numerous trades on the jobsite, hall call buttons are mounted in the door jamb.



### U.S. manufacturing facility.

Coordinating a construction project is complex. Otis' factory in Florence, South Carolina allows us to be closer to the majority of our customers, resulting in shorter lead times. This enables flexible project planning, and helps avoid costly storage and remobilization fees caused by missed target dates.



## ENERGY EFFICIENCY

### Energy efficiency: standard on the HydroFit.

At Otis, we believe that being energy efficient is not optional. The HydroFit system comes standard with features to maximize the efficiency of your elevator.

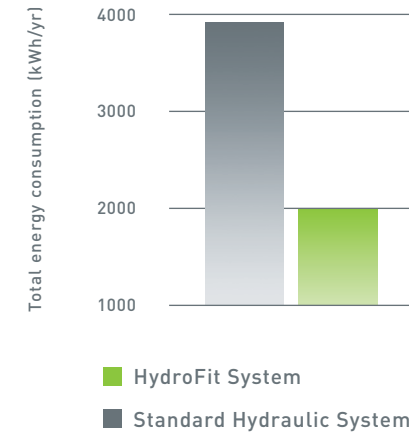
#### EFFICIENT LED LIGHTING

- Reduces energy consumption
- Lasts up to 10 times longer



#### SLEEP MODE

- Lights and fan are shut down when there's no demand, making lights up to 75% more efficient
- Seamlessly springs back to life



#### MAXIMIZED EFFICIENCY

The HydroFit system, with LED lighting and sleep mode, uses less energy when compared to a traditional hydraulic system



## PROVEN RELIABILITY


### Industry-leading service that only Otis can provide.

Otis optimizes equipment performance throughout each product's lifecycle. Innovative technologies let Otis engineers precisely identify or anticipate possible issues. When our mechanics arrive at customer sites, they are prepared to make repairs quickly and efficiently.



#### REM® REMOTE ELEVATOR MONITORING

- Hundreds of diagnostic points monitored
- Expert analysis
- Irregularities proactively corrected
- Standard on the HydroFit system



#### OMMS® OTIS MAINTENANCE MANAGEMENT SYSTEM

- Predictive and preventative system
- Fewer service calls
- Industry-leading uptime

### Otis HydroFit: less space, less coordination, more value.

Another breakthrough from Otis: a machine-roomless option for hydraulic elevator systems. The HydroFit system is another example of Otis' commitment to perfecting elevator technology. Because the HydroFit system is from Otis, you can rest assured that it comes with the reliability and service you've come to expect.