

GeN2[®] Infinity MR/MRL

OTIS



Elevating
Lifestyles

As the skylines of Indian cities change, structures rise to accommodate our aspirations. The Gen2 Infinity elevator delivers more of what you want in an elevator for mid-rise residential buildings. With its elegant design and best-in-class functionality, the Gen2 Infinity is a perfect blend of our global expertise and Indian design sensibilities.



Comfort

Flat steel belts, a permanent magnet gearless machine and a sophisticated braking system provide outstanding passenger comfort.



Efficiency

A compact machine and built-in energy-efficient features deliver design flexibility, more rentable space and lower operating cost for building owners.



Reliability

Exclusively manufactured in India to Otis' exacting standards for increased reliability and safety.





Whisper quiet

No one enjoys a bumpy elevator ride. By carefully analyzing the sources of noise and vibration common to elevator design, we have created an elevator system that is uncommonly free of both. This means a smooth, comfortable ride for passengers and greater quiet for tenants located near the elevator system.

A small idea with huge benefits

Replacing conventional steel ropes with polyurethane-coated flat steel belts eliminates the noise-creating effects of metal-to-metal contact. With appropriate treatment of the hoistway walls, the low-noise gearless machine mounted on isolation rubber pads reduces vibration to the building and minimizes noise levels in adjacent rooms.

Smooth landings

The gearless machine, sophisticated load weighing and closed-loop variable frequency drive ensure that the Gen2 Infinity delivers outstanding speed, acceleration monitoring and stopping accuracy within +/- 3mm at every landing.





Smart engineering

The Gen2 Infinity consists of components designed to offer outstanding performance and best-in-class energy efficiency.



50%
smaller machine

Small but powerful

The use of innovative flat belts has allowed us to redesign key components into a compact, integrated unit. The compact permanent magnet gearless machine is 50% smaller and more efficient than conventional geared ones.



20%
lighter than ropes

Pure strength

Lightweight belts eliminate the need for lubricants and hazardous waste disposal. Our Pulse™ system ensures belt integrity and eliminates inspection downtime.

Up to
75%
energy savings



Power regeneration

Redirect excess energy into the building's electric grid using regenerative technology. Our ReGen™ drive delivers up to 75% energy savings and produces clean power that minimizes impact on the building's electrical system.

Up to
80%
energy savings

Brilliant lighting

LED lighting with advanced standby, offered as a standard on the Gen2 Infinity, results in up to 80% reduction in energy consumption and lasts up to 10 times longer than conventional lighting systems.



Machine-roomless configuration



Compact machine-room configuration

Note: Savings values reflected here are from elevators tested in our factories. Actual performance for a particular installation may vary depending on elevator usage and specific options.



Sustainable engineering

To make Gen2 Infinity a model of green engineering, we have applied innovative thinking every step of the way – from design and manufacturing to installation and throughout the product life cycle.

Reduced energy consumption


Gen2 systems with ReGen drives reduce energy consumption up to 75 percent.

Minimizing your impact

Sustainable components such as the ReGen drive and LED lighting are standard on the Gen2 Infinity. When they are all smartly combined, the numbers speak for themselves.

Efficient overall performance

The Gen2 system combined with a ReGen drive, LED lighting and automatic switch-off maximizes performance efficiency.





Our commitment

At Otis, quality, safety and reliability are the hallmarks of exceptional design. Manufactured exclusively at our ISO-certified Bengaluru factory to Otis' exacting standards, the Gen2 Infinity takes safety and reliability to new heights. It also underscores our commitment to the 'Make in India' initiative.

Designed to last

Long-lasting flat belts, smooth, crowned sheaves, and minimal moving parts in the permanent magnet gearless machine dramatically increase durability of the system. Our Pulse™ system – a first of its kind – provides greater safety and peace of mind by continuously monitoring the flat belts to ensure their integrity.

Entrance protection

Our entrance protection system uses a screen of infrared beams that act as an invisible safety curtain. When an obstacle breaks this screen, the doors reopen immediately.

If the car stops between floors, the doors cannot be opened from the inside. This safeguards against unauthorized and unsafe rescue of passengers.

Automatic rescue device

A battery-operated rescue system – optional on the Gen2 Infinity – automatically moves the car to the nearest floor and opens the door for safe passenger exit even during a power failure.





An industry benchmark

Otis is committed to ensuring optimal equipment performance for the lifetime of the elevator. Our innovative technologies let Otis engineers precisely identify or anticipate possible issues. And when our skilled mechanics arrive at customer sites, they are prepared to make repairs quickly and efficiently.



The right maintenance at the right time

The Otis Maintenance Management System is a predictive and preventative system, ensuring fewer service calls and less downtime than any other plan in the industry. Our mechanics are assigned specific elevator units, keeping response time to a minimum. We'll focus on your elevator so you can focus on your building.

Otis genuine parts

Our national service parts center is supported by the worldwide Otis supply chain and stocks a comprehensive range of thoroughly tested genuine spare parts.

Customer support


Service comes first with OTISLINE® – our 24-hour call center – and a network of over 80 service locations, covering more than 300 cities and towns. We pride ourselves in providing 24/7 dedicated customer support and prompt professional service.

Information at your fingertips


With eService, customers have instant online access to important information about their elevator system – 24 hours a day. Elevator information is easily accessible from your computer.



Standard Base Colours




Advanced Textured Colours



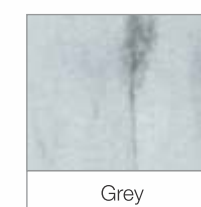
Classic Colours



Metal finishes



Flooring (vinyl)



Colours and finishes shown are indicative. Please allow for minor variations.

Ceilings

Available in powder painted, stainless steel hairline and stainless steel mirror finishes.



CD-41 (Base)



CD-42 (Option)




CD-35 (Option)

Handrails



Hall lanterns



Vertical

Horizontal

Hall operating panels

Two different display options. Pan type monochrome HOP as base



Pan



Flat

Monochrome

Colour LCD

Car operating panels

Two different display options.



Push button with braille

Car position indicator



TFT-LCD Display (Base)



TFT-LCD Display (Option)



LCD Display (Color LCD - Option)

All fixtures are available in stainless steel hairline, stainless steel mirror and stainless steel gold. However, pan hall fixtures are not available in stainless steel gold.



Hairline



Mirror



Gold

Fixtures shown are representative. Actual design may vary according to elevator cab size.

Standard features

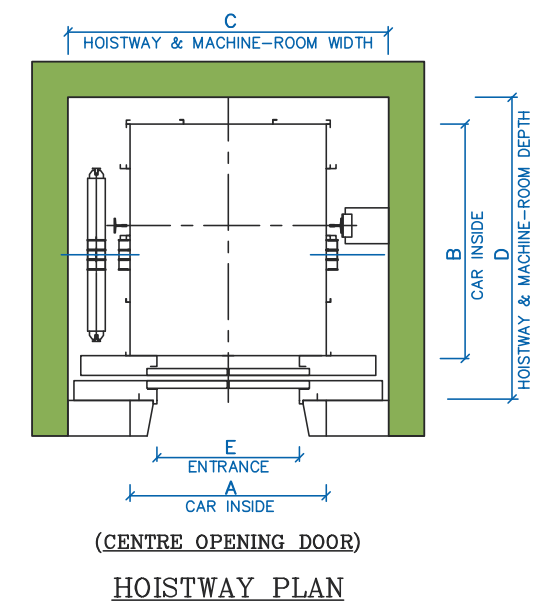
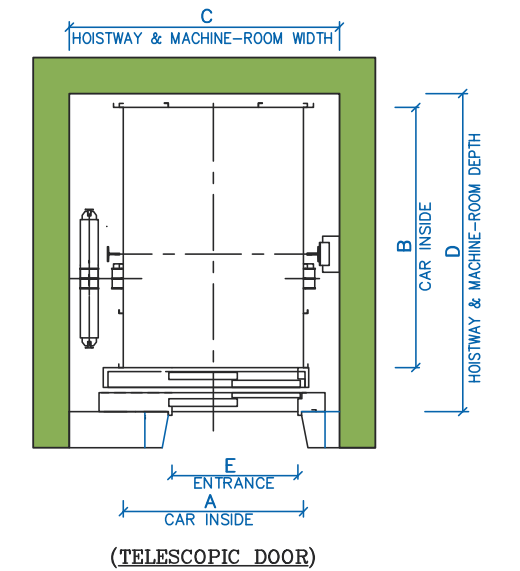
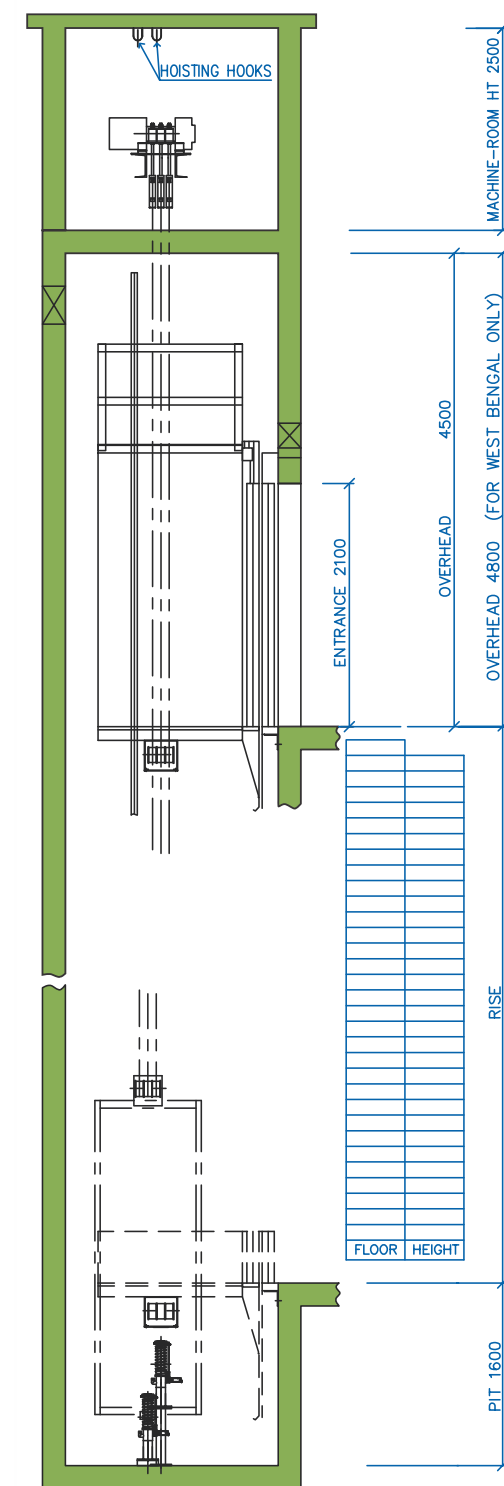
Parameter	Feature details	Parameter	Feature details
ACCB	Audible car call button	EFS/GSW	Emergency fireman service/grounding switch
ADO	Advance door opening	ERO	Electrical recall operation
ALARB	Alarm button and acoustic alarm device	ESB	Emergency stop switch
ANS-C	Anti- nuisance car call	FAN-1	Forced car ventilation with switch in car
ARD-1	Automatic return destination (Home landing)	FAN-2	Forced car ventilation (Automatic fan cut-off)
BID	Belt inspection device for coated steel belt	FCO	Full collective operation
BSM	Basement service	HAD	Hoistway access detection
CDD	Car door detector (Infra-red curtain)	HDI	Hall direction indicator (In hall button box)
CHCS	Cut-off hall call switch	HPI	Monochrome LCD hall position indicator (All floors)
CPI	Monochrome LCD position indicator in car	HTTL	Hall tell tale light
CTTL	Car tell tale lights (Call registration illumination)	ISC	Independent service (Start with constant pressure on car button)
DCB	Door close button	LED	Car light (Automatic on/off)
DOB	Door open button	LNS-C	Load non-stop device (In car)
DTP	Door time protection	LW	Load weighing device
DXT	Extra door time (Lobby and parking)	MRO	Manual rescue operation from machine room
DZI	Door zone indicator	NGD	Door nudging
ECU	Emergency car light	RELEV	Relevelling feature

Optional features

Parameter	Feature details	Parameter	Feature details
ARO	Automatic rescue operation (Battery Operated))	GC4	Car group operation
CCM	Chime in car	HL	Hall lantern
CPI	Color LCD display position indicator in car	ICU	Intercommunication car - lobby - machine room
DCO	Down collective operation	PKS	Parking key switch
EFO	Emergency fireman operation	SSM	Speech synthesis module
EPO	Emergency power operation	CRO	Provision for car reader access
SAO	Security access	BIO	Provision for Biometric access
ATT	Attendant operation	CCTV	Closed circuit TV cable

Duty load (in Kgs)	544	680	884	884	1020	1020		
Passenger capacity	8P	10P	13P (Deep)	13P (Wide)	15P (Deep)	15P (Wide)		
Speed (in m/s)	1.75							
Car dimensions	Width (CW) ... (in mm)	1100	1300	1100	1600	1000	1600	
	Depth (CD) ... (in mm)	1300	1350	2000	1350	2400	1500	
	Height (CH) ... (in mm)	2200 / 2300						
Door dimensions	Opening height (OPH) ... (in mm)	2000 / 2100						
	Opening width (in mm)	Telescopic (TLD)	-	-	-	-	900	-
		Center (CLD)	800	800	800	900	-	900
Number of entrances in car	Only same side opening							
Cars in group	Up to 4-car group (max.)							
Aesthetics (car, car door & landing doors)	Standard: Painted finish; Optional: S S Hairline finish S S Mirror finish S S Etched finish							
Power 3 phases + neutral (in volts)	400/415V (+/- 10%)							
Frequency (in Hz)	50Hz (+/- 5%)							

Gearless with machine room speed = 1.75mps

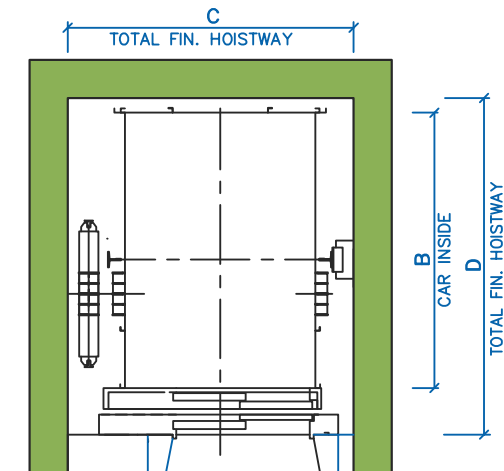
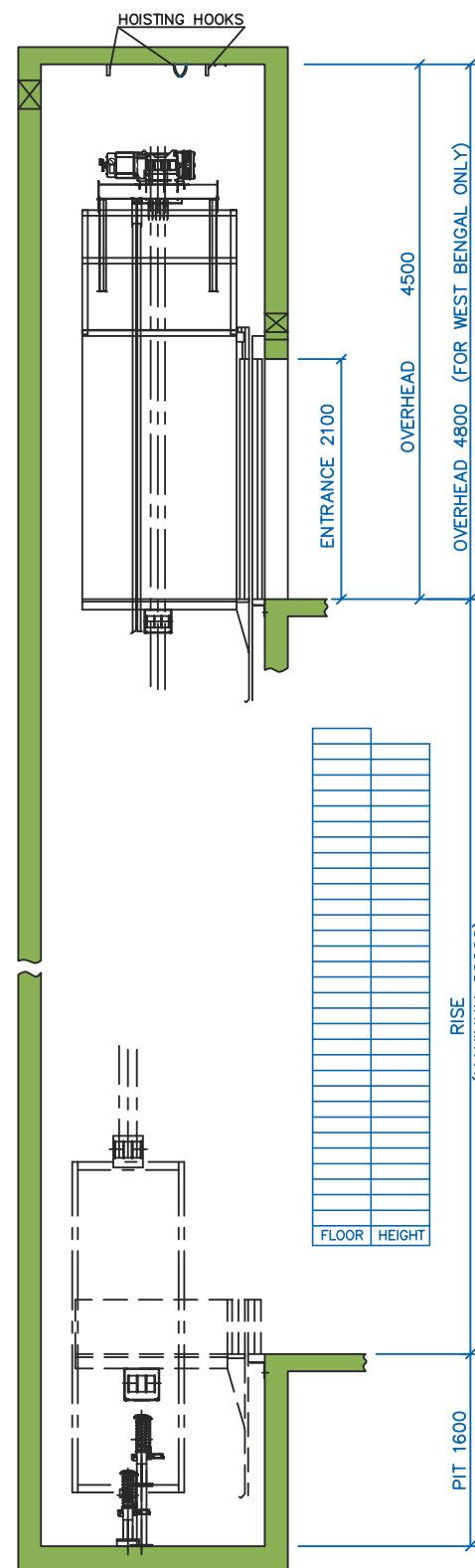


PERSONS	8	10	13 (D)	13 (W)	15 (D)	15 (W)
LOAD	544 KG.	680 KG.	884 KG.	884 KG.	1020 KG.	1020 KG.
A	1100	1300	1100	1600	1000	1600
B	1300	1350	2000	1350	2400	1500
C	1850	1900	1850	2200	1750	2200
D	1650	1750	2350	1750	2750	1850
E	800	800	800	900	900	900
DOOR	CO	CO	CO	CO	2SP	CO

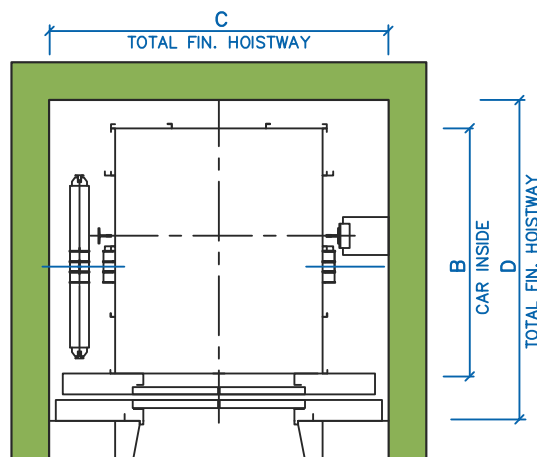
REFER OTIS DETAILED DRAWING FOR ADDITIONAL INFORMATION

ALL DIMENSIONS ARE IN mm.

Gearless MRL elevator system speed = 1.75mps



(TELESCOPIC DOOR)



(CENTRE OPENING DOOR)
HOISTWAY PLAN

PERSONS	8	10	13 (D)	13 (W)	15 (D)	15 (W)
LOAD	544 KG.	680 KG.	884 KG.	884 KG.	1020 KG.	1020 KG.
A	1100	1300	1100	1600	1000	1600
B	1300	1350	2000	1350	2400	1500
C	1850	2000	1850	2300	1750	2300
D	1650	1700	2350	1700	2750	1850
E	800	800	800	900	900	900
DOOR	CO	CO	CO	CO	2SP	CO

REFER OTIS DETAILED DRAWING FOR ADDITIONAL INFORMATION

ALL DIMENSIONS ARE IN mm.

Otis Elevator Company is the world's leading manufacturer and maintainer of people-moving products including elevators, escalators and moving walkways.

Founded more than 160 years ago by the inventor of the safety elevator, Otis offers products and services through its companies in more than 200 countries and territories, and maintains more than 1.8 million elevators and escalators worldwide.

Otis is a part of UTC Building & Industrial Systems, a unit of United Technologies Corp., a leading provider to the aerospace and building systems industries worldwide. For more information, visit www.otis.com or follow @OtisElevatorCo on Twitter.

OFFICES:

Head Office & Western Region (Mumbai Operations):
Otis Elevator Company (India) Ltd.,
9th Floor, Magnus Tower,
MindSpace, Link Road,
Malad (West), Mumbai - 400 064.
Tel.: 022 - 2844 9700 / 6679 5151,
Email: response@otis.com

Eastern Region:
Bengal Intelligent Park,
Building-Delta, 4th floor,
Block EP & GP, Sector V, Salt Lake
Electronics Complex,
Kolkata - 700091.
Tel.: 033 - 40524343 / 40524300 /
40524301

Northern Region:
271 & 272, Aggarwal Cyber Plaza-II,
C-7, Netaji Subash Place,
Pitampura, New Delhi - 110034.
Tel.: 011 - 46069000 / 46069211 /
46069100

Southern Region:
Otis House, MK Towers,
27, Langford Road, Shanti Nagar,
Bangalore - 560025.
Tel.: 080 - 22111190, 40314500

Western Region - Area Operations:
1st Floor, Amar Synergy Building,
Next to Vijay Sales & Sadhu Vaswani
Chowk, Near Pune Railway Station,
Pune - 411001.
Tel.: 020 - 67045100

MANUFACTURING:

Bengaluru:
No.92, Kiadb Industrial Estate,
Phase II, Jigani Industrial Area,
Anekal Taluk, Bangalore - 560105.
Tel.: 080 - 782 5401 / 5402 / 5403
Email: response@otis.com

SERVICE CENTRES:

Western Region:
Mumbai, Navi Mumbai,
Thane, Nashik.

Eastern Region:
Agartala, Angul, Bhubaneswar,
Bokaro, Dhanbad, Durgapur,
Guwahati, Jamshedpur,
Jhadsuguda, Kahalagaon, Kolkata,
Patna, Ranchi, Shillong, Siliguri.

Northern Region:
Agra, Aligarh, Allahabad, Amritsar,
Bareilly, Chandigarh, Dehradun,
Ghaziabad, Gurgaon, Gwalior,
Haridwar, Jalandhar, Jaipur, Jodhpur,
Jammu, Kanpur, Kota, Ludhiana,
Lucknow, Meerut, Moradabad,
New Delhi, Noida, Rohtak, Shimla,
Shaktinagar, Sonebhadra, Srinagar,
Udaipur, Varanasi.

Southern Region:
Bengaluru, Calicut, Chennai,
Coimbatore, Ernakulam, Erode,
Hubli, Hyderabad, Kaiga, Kottayam,
Madurai, Mangalore, Mysore,
Ootakamund, Pondicherry,
Quilon, Ramagundam, Salem,
Thiruvananthapuram, Thirunelveli,
Trichy, Trichur, Vellore, Vijaywada,
Vishakapatnam.

Western Region - Area Operations:
Ahmedabad, Ankleshwar,
Aurangabad, Bhopal, Goa, Indore,
Jabalpur, Kolhapur, Korba, Nagpur,
Pune, Rajkot, Raipur, Solapur, Surat,
Vadodara, Valsad.