

Routine
made
Exceptional



Introducing the new Gen2[®] Life

Wherever you look, whatever the setting, people are in motion. And our goal is for passengers to move and be moved—to enjoy an exceptional experience that supports their daily routines. The new Gen2 Life elevator blends convenience, style and performance to deliver a concierge-like experience that makes something routine, exceptional.



Connected Conveniences



Design



Performance and Efficiency



Reliability and Service





Connect to Convenience

Every day we connect to information, ideas and each other. When technology enhances our ability to do so, the daily routine becomes more meaningful. The Gen2 Life elevator puts a high-performing, energy-efficient technology at a tenant's beck and call, while providing information that educates, entertains and directs. Together, these connected conveniences create an upscale, concierge-like experience that keeps everyone productive and on the move.



eCall™ smartphone application puts the Gen2 Life elevator at the tenant's disposal.



OneCall™ destination entry keypad makes moving from floor to floor simpler.



eView™ in-car display offers unique opportunities to connect with tenants.



eView, eCall and OneCall



eView

The in-car display presents passengers with information, entertainment and community announcements. Activated with Otis® Service, the eView in-car display can be remotely customized from any computer, tablet or mobile device using the eService customer portal. eView is also the first to offer a direct visual link to an OTISLINE® customer service representative.




eView screen shown is for representation only. Actual design may vary by country.



OneCall

This destination entry keypad reduces hall and floor calls to the push of a single button. The wall-mounted, ergonomic design makes viewing and selection easier. The keypad also provides accessibility functions such as extended door times and floor announcements.



eCall

This smartphone application allows tenants to call the elevator remotely, as they approach, using simple drag and drop functionality. Activated with Otis Service, eCall user accounts can be created and managed through the eService customer portal.



Design that Evokes

The distinctive interior design you choose to accent your building will impact how tenants connect with the space. From rich textures to classical materials, our exclusive packages offer virtually unlimited design flexibility for creating an inviting ambiance.



Exclusive and Inspired

As part of its exclusive new design, the Gen2 elevator features stunning, indirect LED lighting along the four corners of the car as well as the operating panel. This high-end flair helps enhance your custom design and create a relaxed, welcoming space.



Ambiance

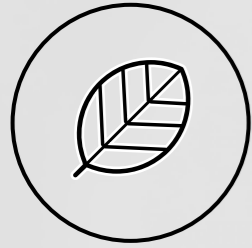
Modern Ambiance

The modern ambiance package features metallic and glossy textures that bring high-tech style and timeless design together. The palette is enhanced by sharp forms, which are seen in the squared corners, handrails, and optional, matching ceiling light.

Natural Ambiance

The natural ambiance package features wood, stone and leather materials for creating contemporary designs, inspired by architectural movements. These are complemented by smooth accents, including rounded corners, handrails, and optional, matching ceiling light.

Explore the more than 400,000 custom combinations available through Otis CabCreate™ at www.CabCreate.Otis.com



Founded on Performance

Building from a proven foundation ensures that the new Gen2 Life elevator delivers reliable performance, while providing safety and comfort for passengers.



Reduced Space and Improved Environmental Performance

Otis patented coated steel belts last twice as long as conventional steel ropes, without the need for any lubrication. In addition, our permanent magnet gearless machine is 50% smaller than conventional machines and eliminates the need for a machine room.

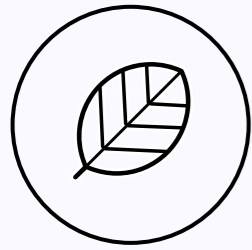


Improved Passenger Comfort

Replacing conventional steel ropes with polyurethane-coated flat steel belts eliminates the noise-creating effects of metal-to-metal contact. With appropriate treatment of the hoistway walls, the low-noise gearless machine, mounted on isolation rubber pads, reduces vibration to the building and minimizes noise levels in adjacent rooms.

Enhanced Architectural Flexibility

The optional low-pit or low-overhead solution reduces pit space up to 65%. This provides architectural flexibility while maintaining a high level of safety for passengers and mechanics.



Moving with Efficiency

We take pride in our environment—from the crafted spaces inside a structure to the natural world outside of it. That’s why the new Gen2 system is designed to maximize energy efficiency.

Reducing energy consumption by:

75%

Long-Life LED Lighting

LED Lighting with standby functionality reduces energy consumption by up to 75% relative to fluorescent lighting.

50%

Low Voltage Architecture for Control

This standard feature reduces standby power consumption by up to 50% and protects mechanics during maintenance.

75%

The ReGen™ Drive

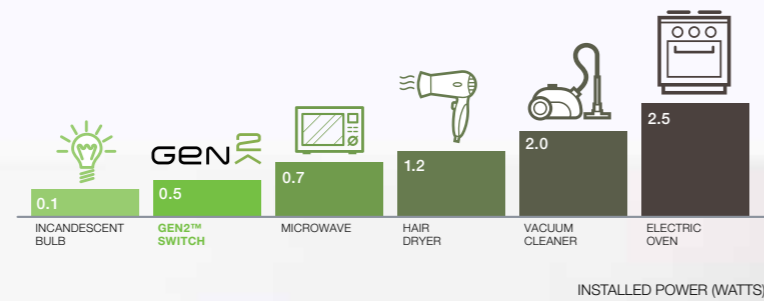
The regenerative technology, standard on Gen2 Life, delivers up to 75% energy savings and produces clean power that minimizes impact on the building’s electrical system.

PulsAir™

Optional PulsAir system eliminates the need for exterior ventilation of the elevator shaft, while maintaining the same level of comfort for passengers.


Gen2 Switch Technology

Gen2 Life is also available with the battery-powered Switch option, which enables it to operate during a power failure for up to 100 runs. The battery uses 230V single phase power from the grid or from renewable energy sources. Overall, the system requires less installed power than a household microwave.



Efficiency Rating

Measurements taken on Gen2 Life installations with standard configurations have earned Otis the highest VDI4707 and ISO25745 efficiency class rating, making it a clear leader in both engineering and performance.



Based on a 100kg at 1m/s elevator with 8 stops and 200,000 starts/year.





Confidence in Reliability

It's an uncertain world. You deserve something to count on. Manufactured exclusively at our ISO-certified European factories, the Gen2 elevator defines the quality, safety and reliability we pride ourselves on, ensuring exceptional performance day after day.

Remote Elevator Monitoring (REM®)

The REM system accumulates real-time information to accurately identify and correct most problems, quickly. This system takes the guesswork out of repairs and reduces service interruptions dramatically.

Pulse™

The Pulse system provides 24/7 monitoring of the patented coated steel belts to ensure integrity, which helps to eliminate inspection downtime and maintain safe, efficient operation.

Automatic Rescue Operation

The battery-powered Automatic Rescue Operation system automatically delivers passengers safely to the nearest floor during a power failure, eliminating passenger entrapment.

Safety Systems

The Gen2 Life system uses a screen of infrared beams to reopen the doors immediately when an obstacle breaks the screen. If the cab stops between floors, the doors cannot be opened from the inside, preventing unauthorized and unsafe passenger rescue.



Reliability in Service

The Otis maintenance program takes a proactive approach to service. With 24-hour monitoring, a comprehensive network of prompt, highly trained Otis mechanics and a global parts network with expedited parts delivery, we actively work to significantly reduce service calls and ensure reliable, industry-leading performance.

Rapid, Real-Time Support

With the premium EliteSM Service option, dedicated engineers monitor your equipment data in real time, remotely, to prevent or resolve any problems as they arise. This ensures fewer service calls, accelerates response time and helps to maintain up-time levels of 99%.



Reliability and Service



Emergency Response, 24/7

OTISLINE features a 24-hour call center and a network with more than 1,000 trained service professionals who ensure prompt, expert service. Emergency call with direct video link between an OTISLINE customer service representative and passengers is available through the eView in-car display.

Access Anytime, From Anywhere

The eService customer portal provides 24/7 remote access to your Gen2 elevator, simplifying elevator management and monitoring. It allows users to view performance data, place service calls, handle invoices, preview the latest upgrades available and manage the eView and eCall systems. The simple interface is compatible with computers, tablets and mobile operating systems.



GEN² Life Detail

Traction Equipment

- Gearless machine with synchronous permanent magnet motor
- Radial low inertia design with sealed-for-life bearings
- Traction by means of flexible flat coated steel belts, lubricant free
- 2:1 configuration

Control

- Modular microprocessor control system (GCS220)
- Closed loop, variable frequency and variable voltage regenerative drive with +/-3mm stopping accuracy
- Option to install up to 5 meters away

Lighting

- In-car LED lighting with automatic switch-off mode
- LED hall buttons

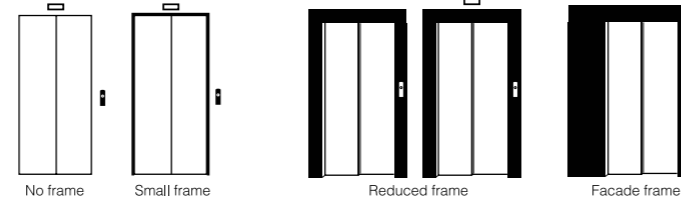
Monitoring and Safety

- Automated rescue operation to avoid entrapment
- PULSE™ 24/7 belts integrity monitoring system
- Two-way communication and remote intervention system REM6 with cellular 3G option

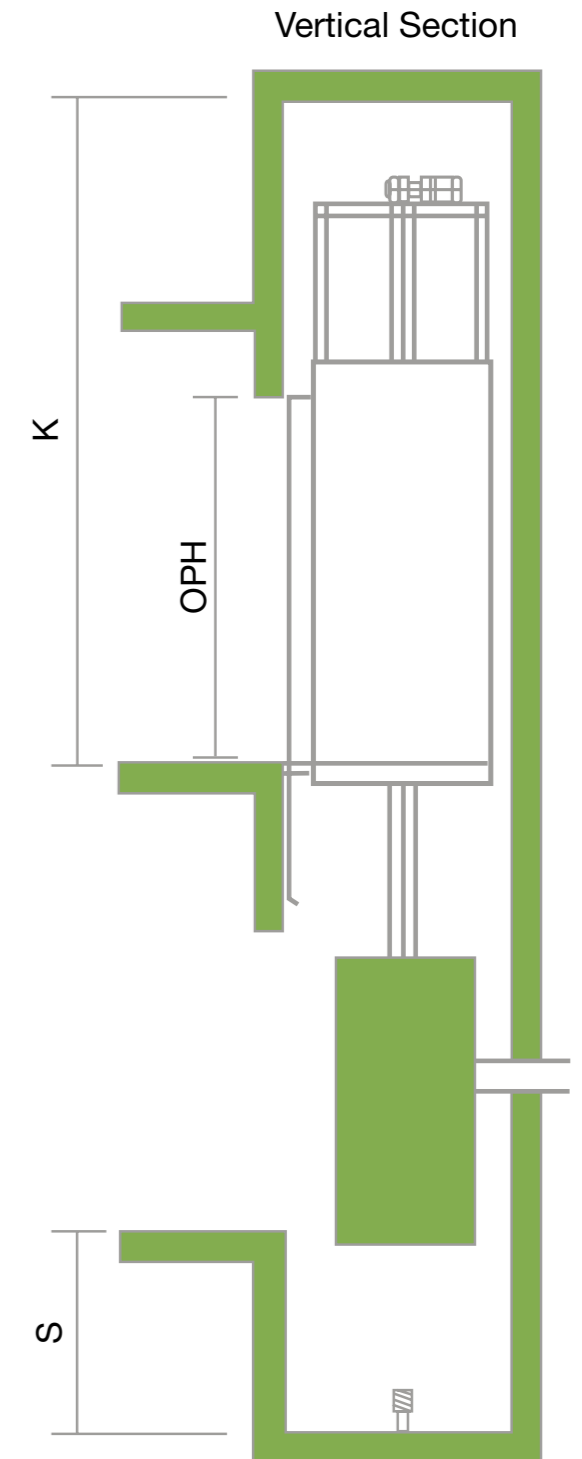
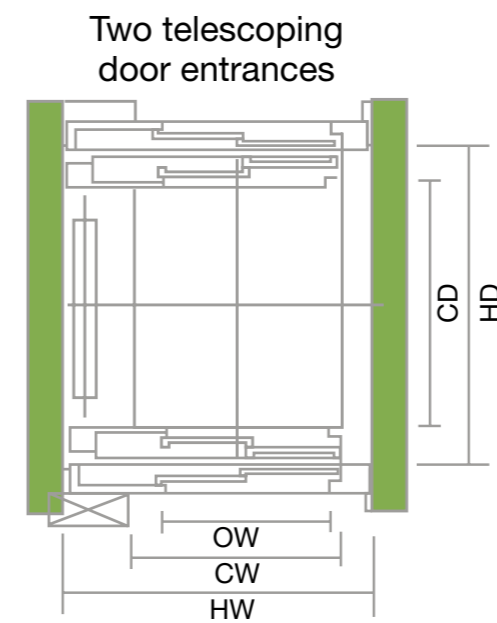
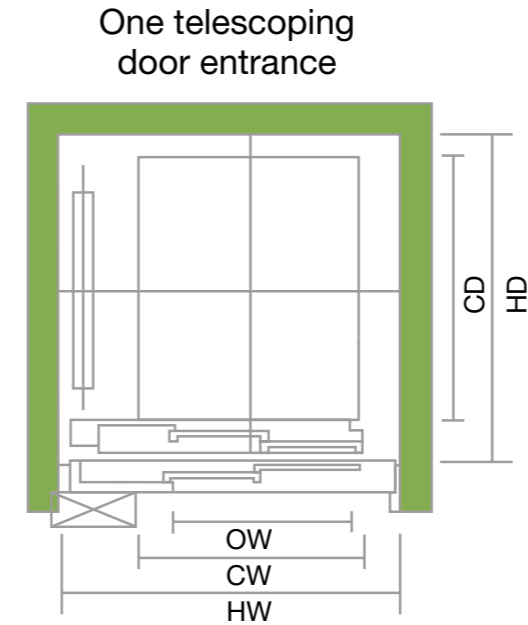
Door Types

- Automatic, telescopic and central opening doors
- Variable speed, digital control system, self-cleaning slotted sill and aluminum door track with protected roller system

Multiple Door Options



Duty loads (in kg)		320	450/480	480/500	630	1000/1020		
Passenger capacity		4	6	6	8	13		
Speed (in m/s)		1	1	1	1	1.6	1	
Car dimensions (in mm)	Width (CW)	800	1000			1100		
	Depth (CD)	1100	1250	1300	1400	2100		
	Height (CH)	2100	2200	2100	2200	2100	2200	2300
Door dimensions (in mm)	Opening height (OPH)		2000	2100	2000	2100	2300	2000
	Opening width (OW)	Telescopic (TLD)	700	800	800	850	900	800
		Center (CLD)	-	-	-	-	-	900
Hoistway dimensions (in mm)	Width (HW)		1340	1500 (TLD) 1790 (CLD)	1500 (TLD800) 1550 (TLD850) 1640 (TLD900)	1600 (TLD800/900) 1790 (CLD800) 1970 (CLD900)	1600 (TLD800/900) 1770 (CLD800) 1970 (CLD900)	
	Depth (HD)	1 entrance	1435	1585	1635	1725	2425	
		2 entrances	1630	1780	1830	1910	2610	
Standard / Low overhead option (K, mm)		3320 / 2500			3450 / No LOH option	3320 / 2500	3450 / No LOH option	
Standard / Low pit option (S, mm)		1000 / 300			-	1000 / 330	-	
Maximum number of stops		14 (7 for Switch option)			14			
Maximum rise (in m)		Up to 45						
Cars in a group		Up to 3						
Car entrances		1 or 2 (opposite)						
Counterweight safeties		w or w/o			w/o	w or w/o		



Solutions in Motion

The new Gen2 Family of elevators blend convenience, style and performance to deliver a new passenger experience that adds value to any residential, commercial, hospitality, medical or industrial building.

To learn more about our comprehensive family of Gen2 elevators, visit www.Gen2.otis.com.

Gen2 Life

The heart of residential and commercial buildings, the Gen2 Life elevator moves tenants seamlessly through their days.



Gen2 Care

Designed for hospitals and medical facilities, the Gen2 Care elevator creates a comfortable environment that informs and soothes.



Gen2 Stream

For demanding commercial and hospitality buildings, the Gen2 Stream elevator keeps passengers on the move.



Gen2 Carry

In industrial settings, the Gen2 Carry elevator reliably handles the transportation of materials, machinery and other forms of freight.



Otis is the world's largest manufacturer and maintainer of people-moving products, including elevators, escalators and moving walkways. Founded more than 160 years ago by the inventor of the safety elevator, Otis offers products and services through its companies in more than 200 countries and territories, and maintains more than 1.9 million elevators and escalators worldwide. Otis is a unit of United Technologies Corp., a leading provider to the aerospace and building systems industries worldwide

OTIS

gen2.otis.com
EMEA-EN-0316
©2016 Otis Elevator Company