

Bernardo Calleja

General Shareholders' Meeting

May 22th, 2019

OTIS

Zardoya Otis Group

784

MILL.
CONSOLIDATED
SALES



146

MILL.
P.A.T.



R+D

One of the
world's
biggest design
and
engineering
centers



5.476

EMPLOYEES



3

FACTORIES



> 288.000

UNITS UNDER MAINTENANCE

Source: Annual Report Zardoya Otis 2017

OTIS

© 2019 Zardoya OTIS S.A.

Slide 2 of 32

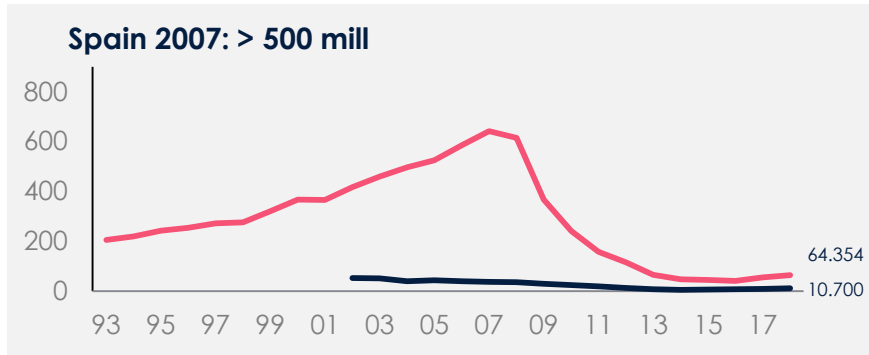
Macroeconomics

SPAIN

MOROCCO

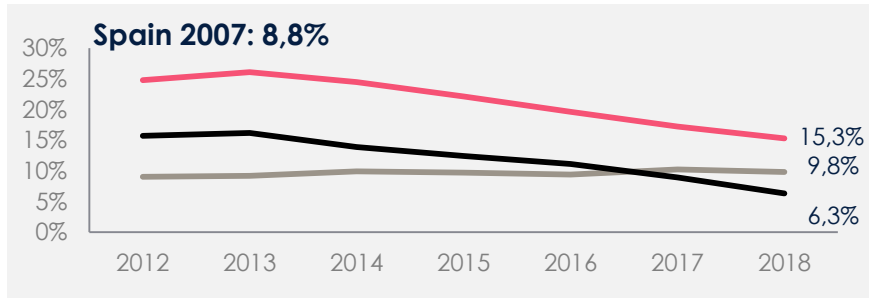
PORTUGAL

HOUSING MARKET*



* Portugal: INE ; Spain: Ministry of Infraestructure

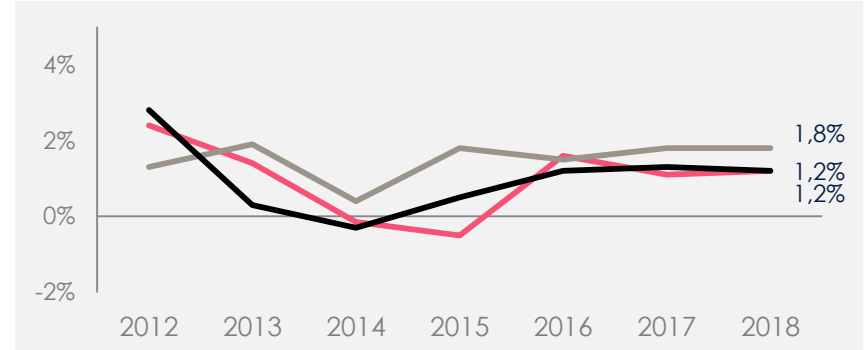
UNEMPLOYMENT RATE



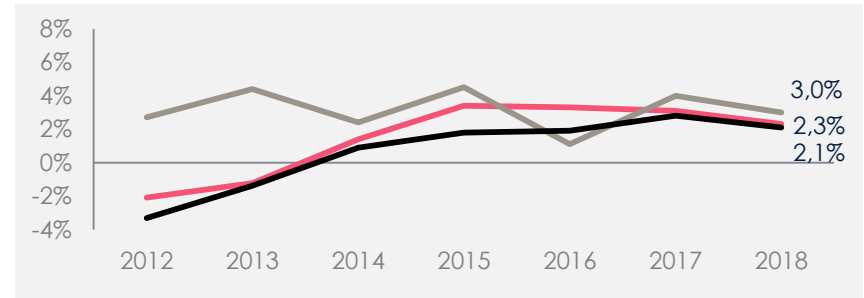
Source: Euroconstruct, June 2016

INE

€ CPI

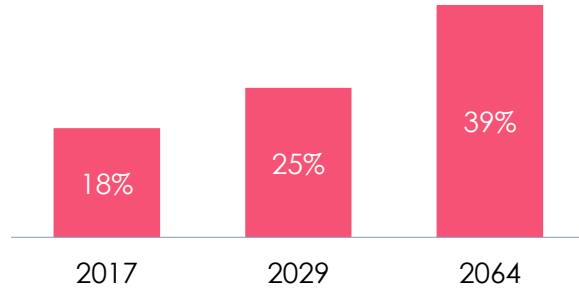


GDP GROWTH



Demographic environment

Spanish population > 65 years*

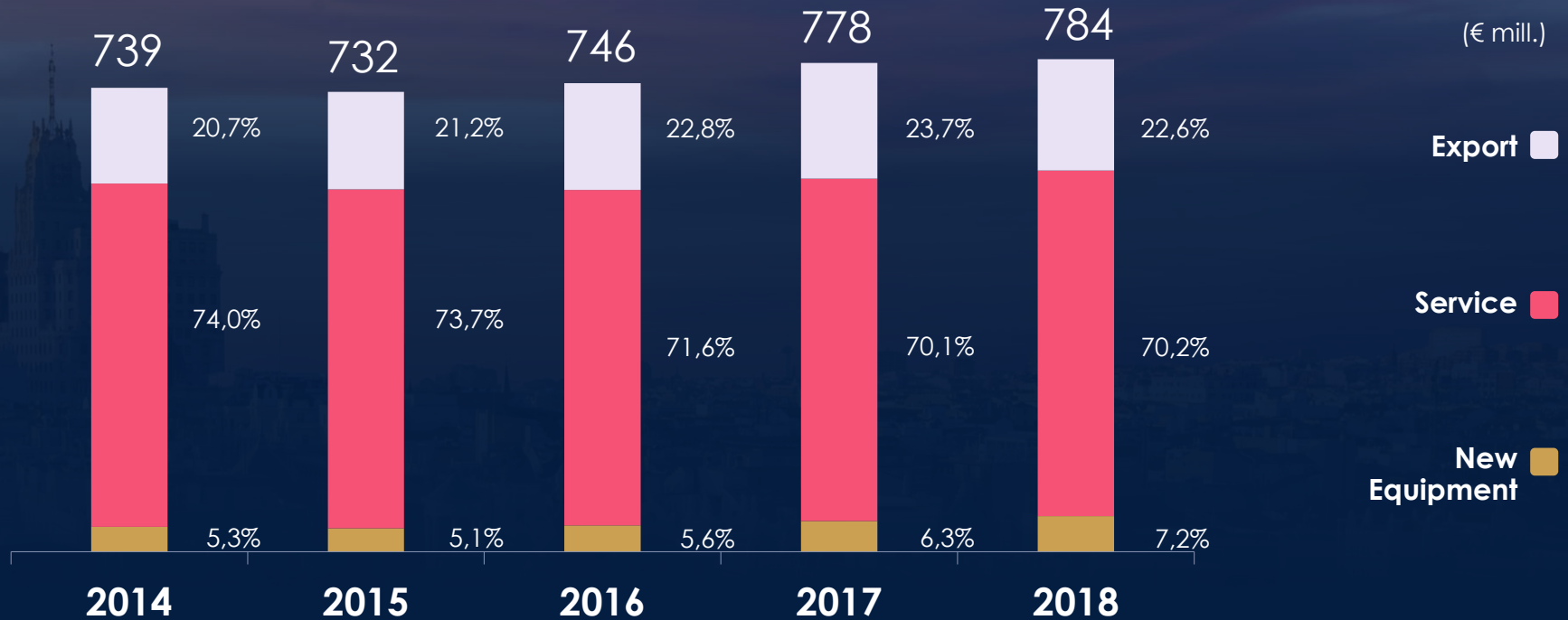


* Source: INE (National Statistics Institute)

- In 10 years, **25%** of the spanish population will be > 65 years
- In 45 years, **39%** the spanish population will be > 65 years



Sales



Gen2[®] Home

COMMERCIAL
SUCCESS PRODUCT

GEN2[®] Home. LIVE YOUR HOME

Advanced technology | Very small hoistways | Elegant aesthetics

No architectural or visual impact | Exterior and interior installation

Factory shipments evolution: (units)



GEN2[®] Fit

**MINIMUM SPACES
WITH GREAT POSSIBILITIES**

Very reduced hoistways

Elevators for one passenger

Minimum consumption

100 trips autonomy without connection to the network

Energy regeneration

**INNOVATIVE PRODUCT
FOR EXISTING
BUILDINGS**

Gen2[®] Fit

OTIS

© 2019 Zardoya OTIS S.A.



First cruise powered by LNG

(Liquefied Natural Gas)

41 OTIS elevators

Fifth largest cruise ship in the world

6,600 passengers and 337 meters length

First in height

20 decks

LV3 Acquisition

LV3

WE STRENGTHEN OUR
PRESENCE IN THE
ACCESSIBILITY MARKET



Wheel Chairs Platforms & Stairlifts



Straight and curved sections



Personal attention:
24 hours a day. 365 days a year



Our Accessibility department offers free advice for installation



Accessibility. Potential market



37% of the buildings are not accessible from the public road



28% of existing elevators are not accessible from the doorway



43% of existing elevators need to improve their accessibility conditions



There are still **300,000** buildings without a lift for 4 or more floors

* Source: Owners Mutual Foundation and INE

Zardoya OTIS Group historical background

SCHNEIDER
(1885)

OTIS
(1853)

SCHNEIDER OTIS
(1965)

ZARDOYA OTIS
(1972)

ZARDOYA
(1919)

MUNAR Y GUITART
(1977)

EGUREN
(1986)

OTIS ELEVADORES PORTUGAL
(1993)

ACRESA
(1995)

ROLLTORE (Doors)
(2005)

OTIS MARRUECOS
(2007)

ENOR (Marine)
(2013)

LV3 (Accessibility) / Andorra / Limarlift
(2018)

2019

OTIS

© 2019 Zardoya OTIS S.A.

Corporate Social Responsibility



Diversity and inclusion

“Todos somos todos” program



Protection of children

Corporate Volunteers with “Special Olympics” and “Crusade for the children” programs

Solidarity race



Health & Wellness

“Health & Wellness” program




Acknowledgments



Partners & Associates



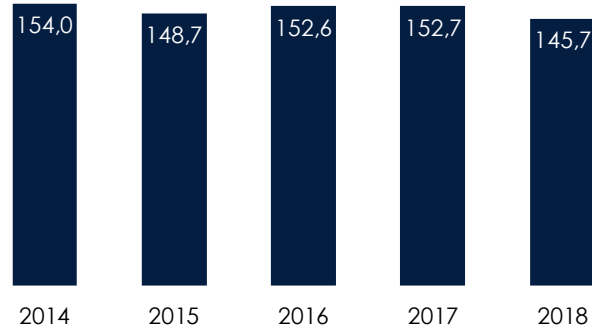
Corporate Social Responsibility



Profit after taxes and Consolidated sales

Profit after taxes

(€ mill.)

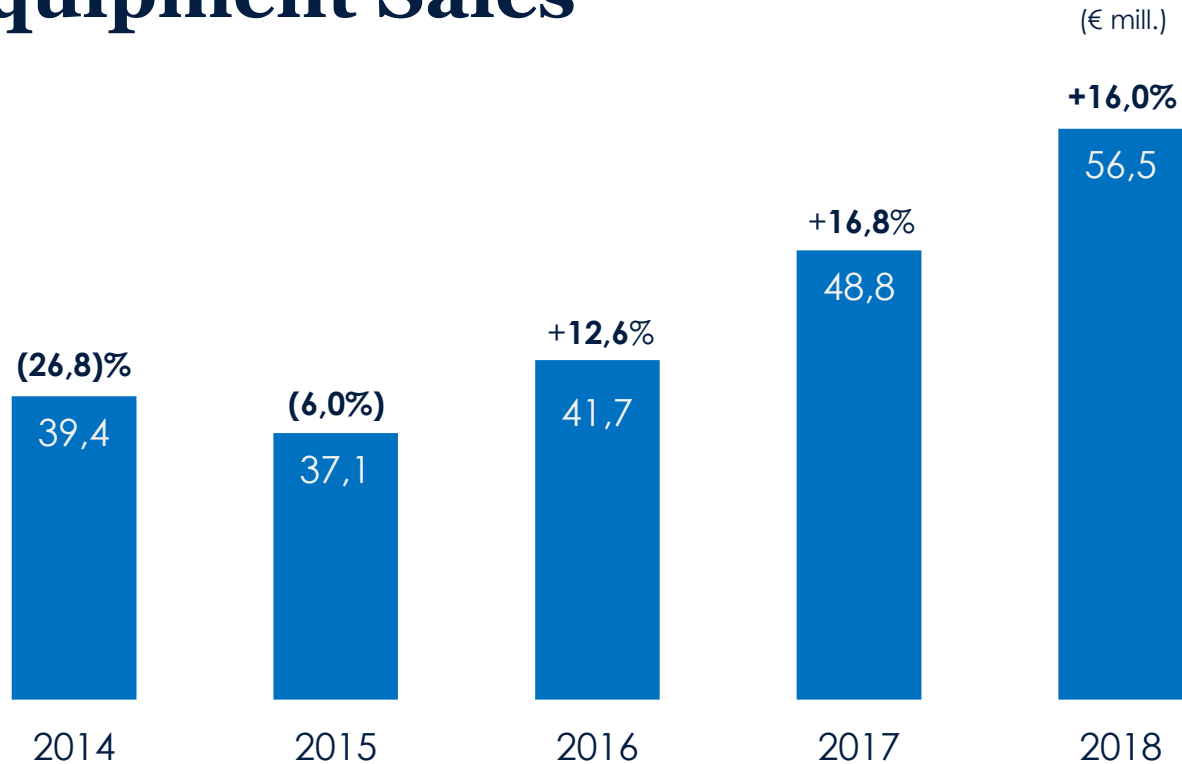


Consolidated sales

(€ mill.)

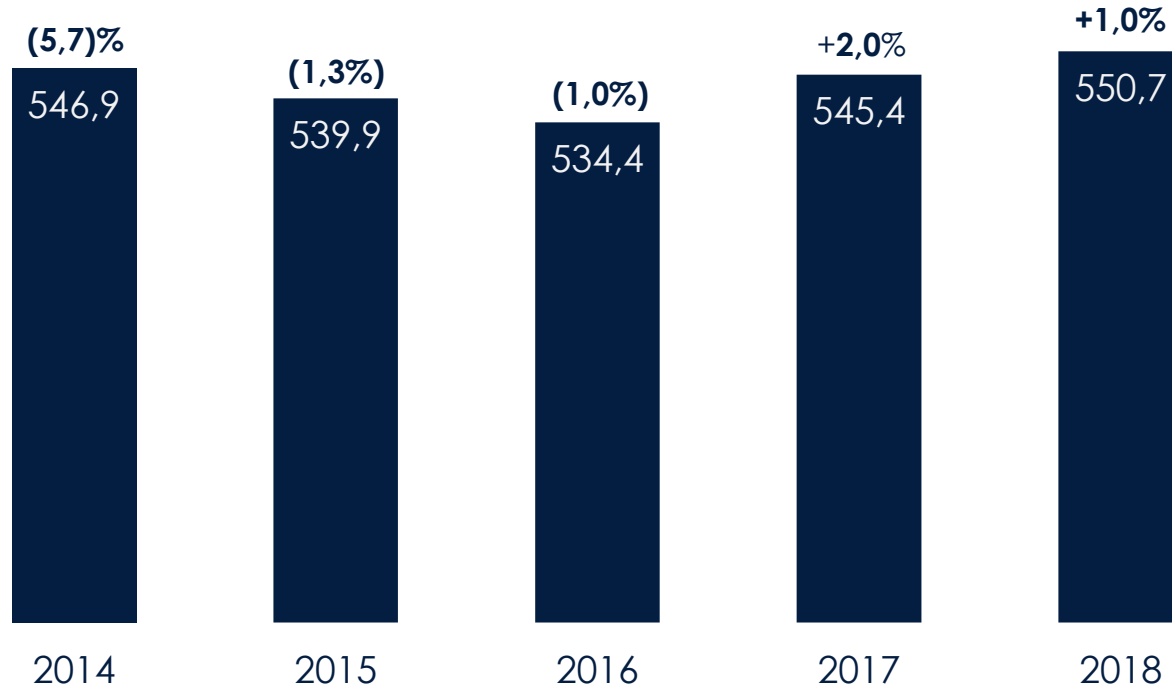
	2017	2018	% VAR
NEW EQUIPMENT	48.8	56.5	16.0%
SERVICE	545.4	550.7	1.0%
EXPORT	184.2	177.2	(3.8%)
TOTAL	778.3	784.4	0.8%

New Equipment Sales



Service Sales

(€ mill.)

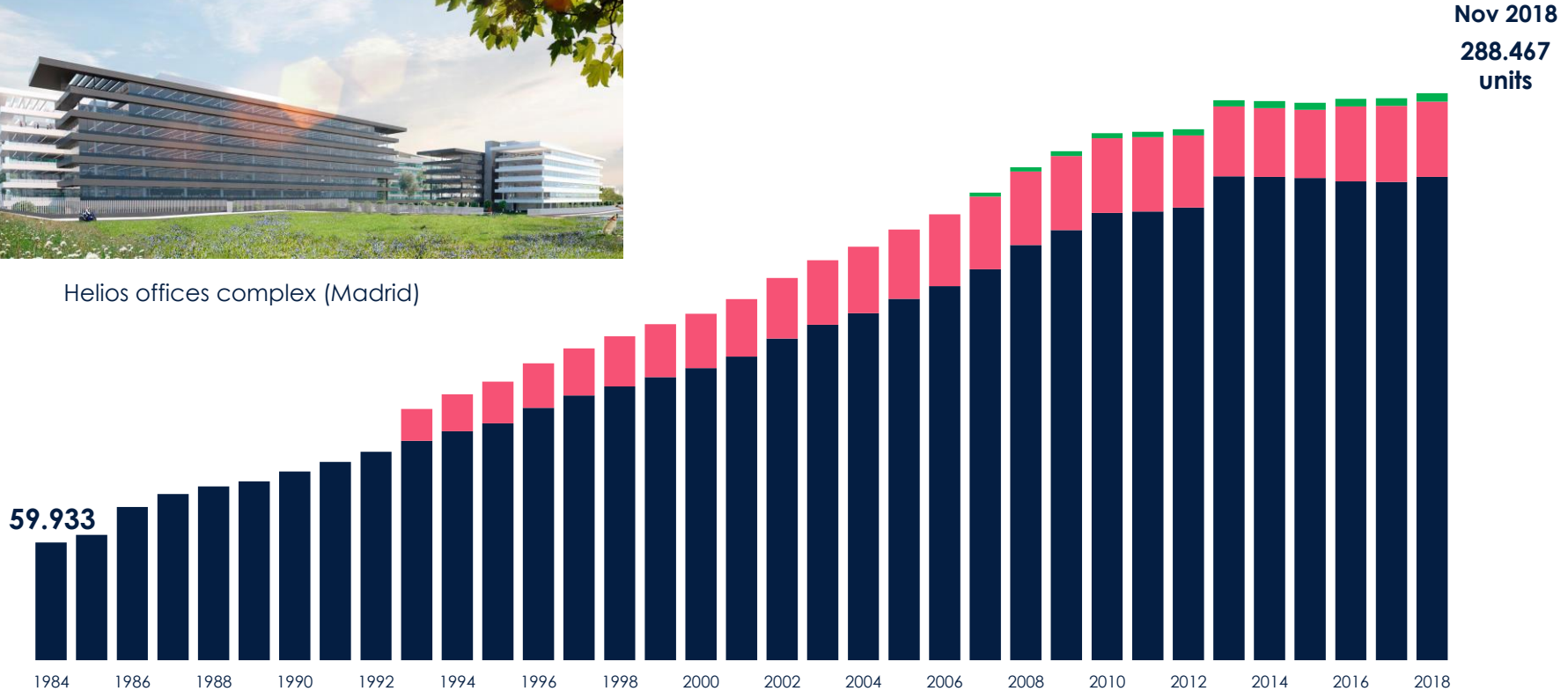


Portfolio evolution– Number of units



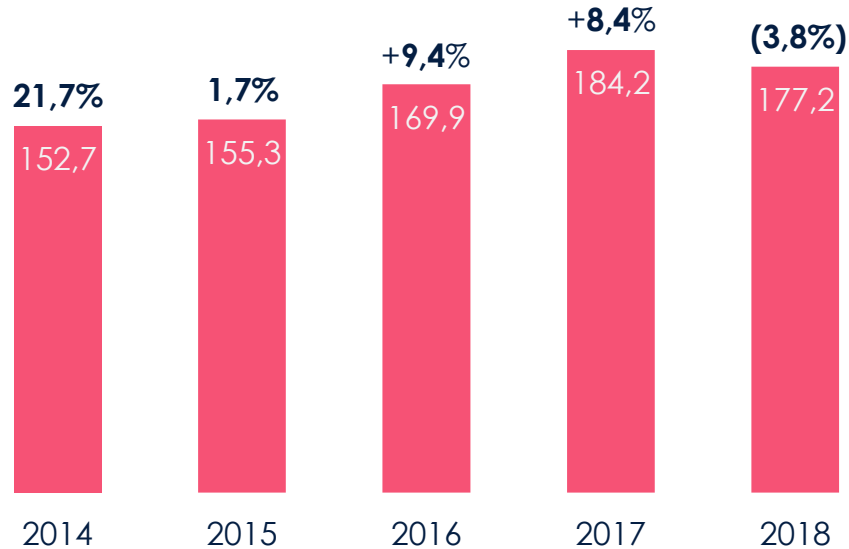
Helios offices complex (Madrid)

■ SPAIN ■ PORTUGAL ■ MOROCCO

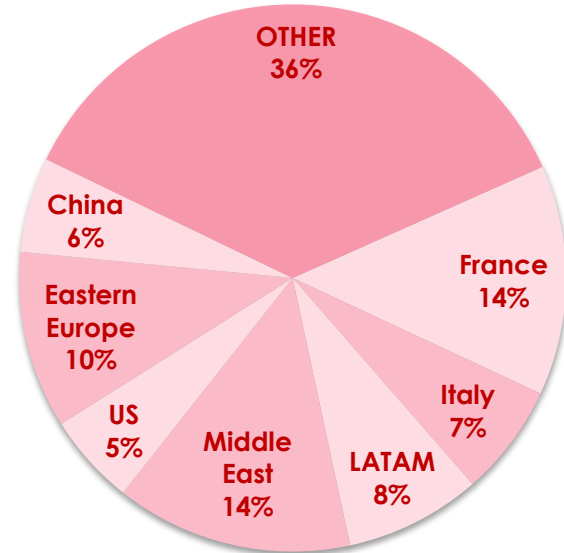


Export Sales

(€ mill.)



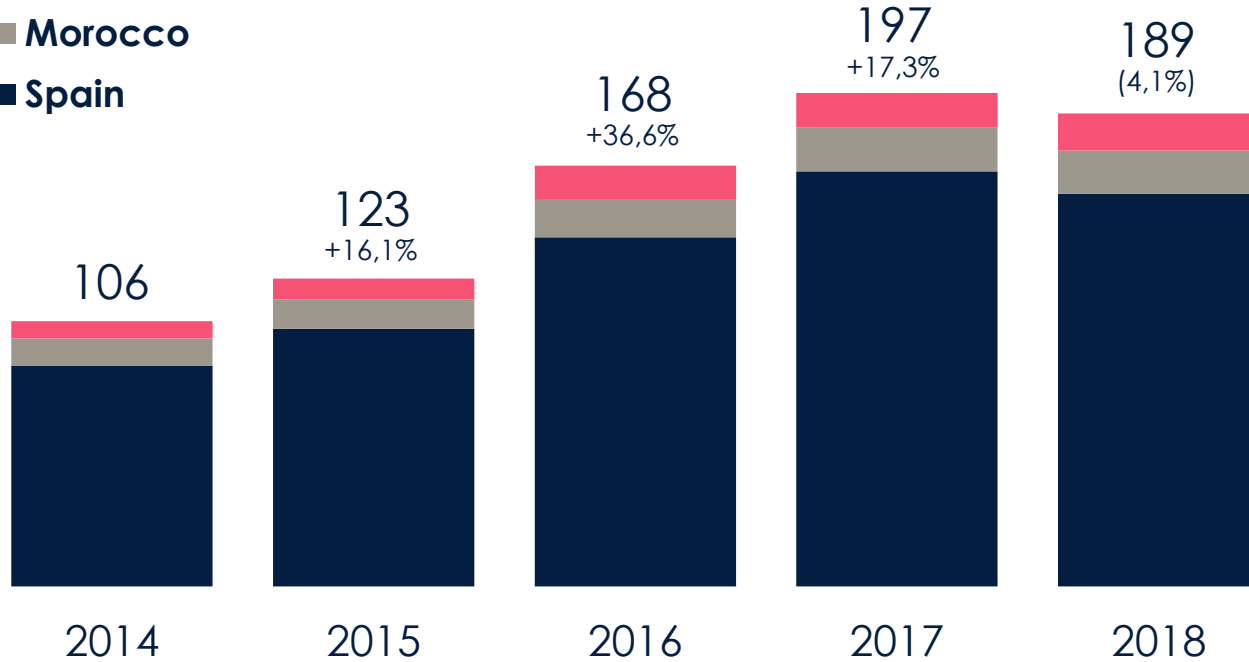
Shipments by country



Orders received New Equipment

(€ mill.)

- Portugal
- Morocco
- Spain



Iberdrola Campus - Madrid

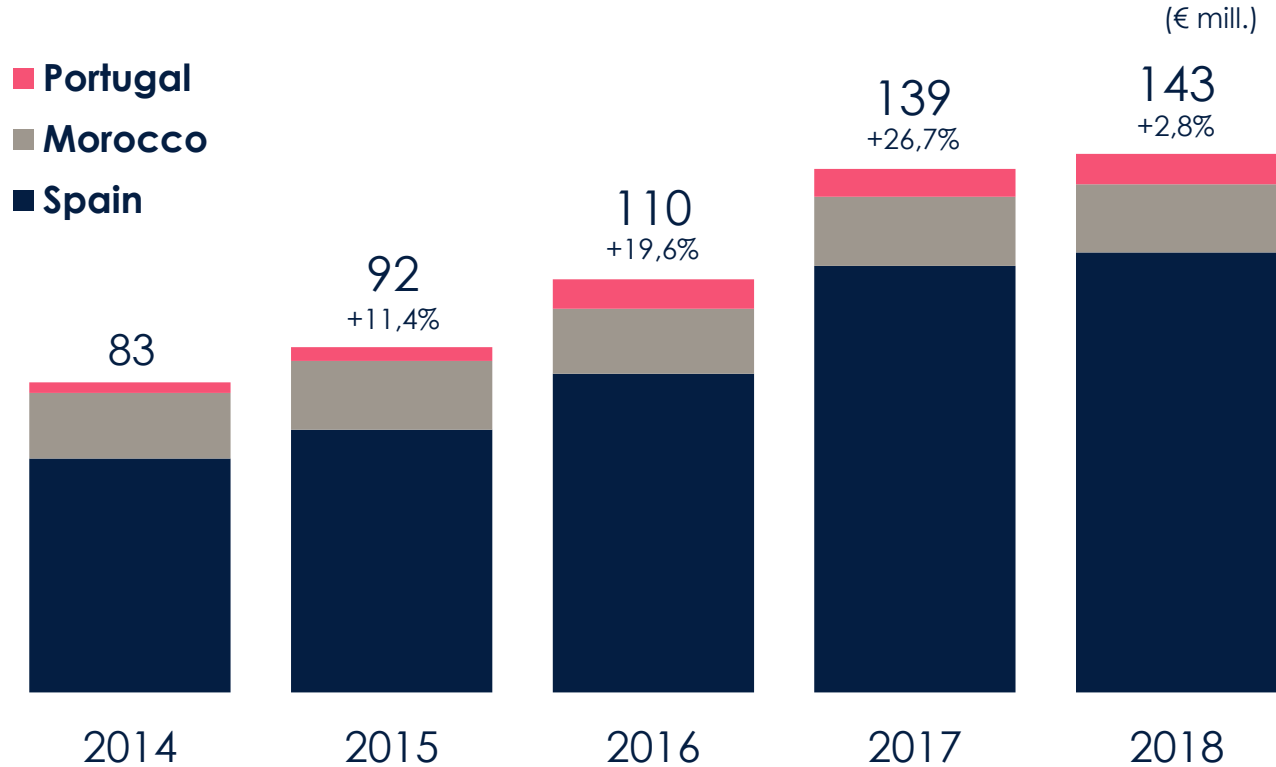


Private Hospital Vila Real - Portugal



High speed train station
Kenitra. Marruecos

Backlog of unfilled orders



City of Justice - Albacete



Madeira Private Hospital



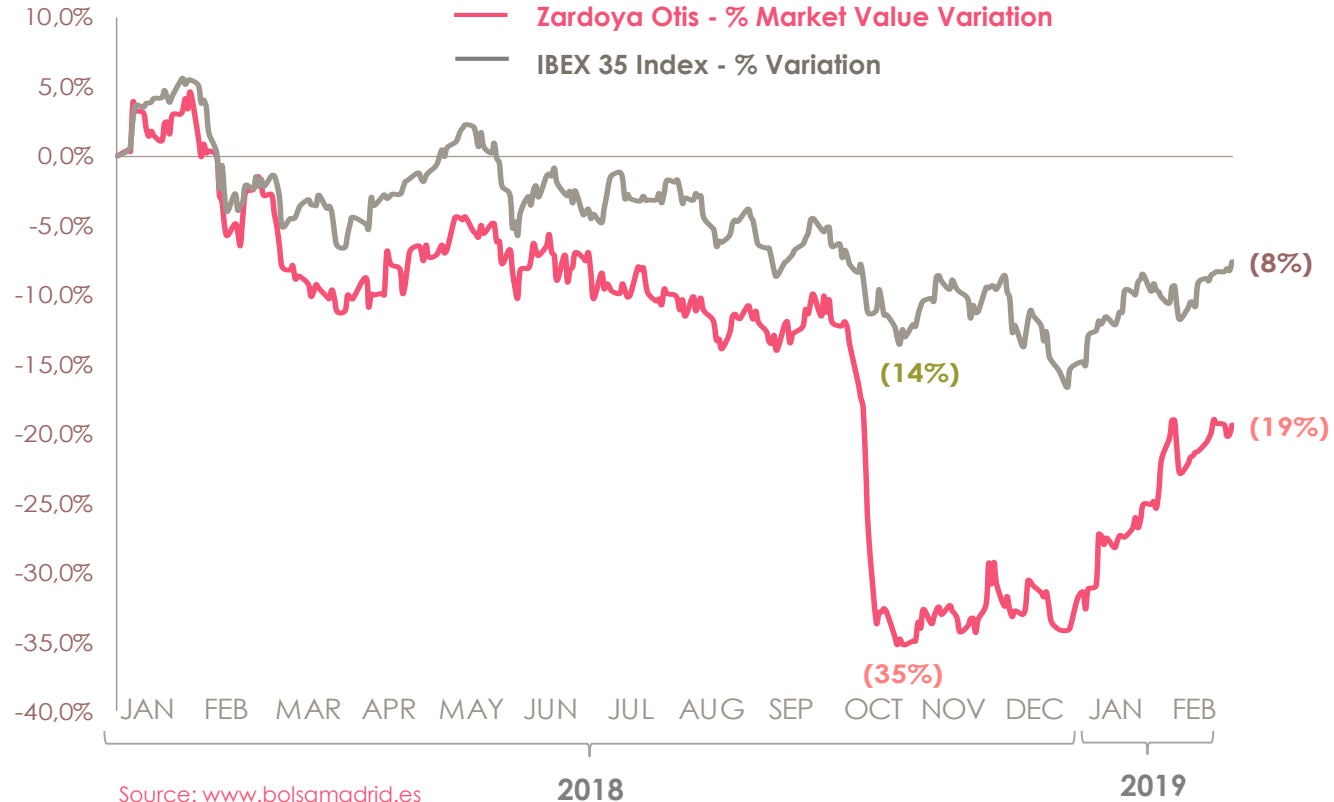
High speed train station
Casablanca. Morocco

Shareholder remuneration – 2018



Date	Gross per share	Charged to	Shares entitled to dividend	Total paid
April 10	0,080 €	1st interim, 2018	470.464.311	37.637.144,88 €
July 10	0,080 €	Charged to Reserves	470.464.311	37.637.144,88 €
October 10	0,080 €	2nd interim, 2018	470.464.311	37.637.144,88 €
January 10	0,080 €	3rd interim, 2018	470.464.311	37.637.144,88 €
TOTAL SHAREHOLDERS´ REMUNERATION IN 2018				150.548.579,52

% Variation - Market value vs Ibex 35



1st quarter 2019 - Results

<i>(€ mill.)</i>	1st Quarter 2018	1st Quarter 2019	% VAR
Sales	188,0	194,4	3,4%
Profit after taxes	33,7	32,6	(3,0%)



1st quarter 2019 – Orders received & Backlog

ORDERS RECEIVED

VAR %

1st Quarter **2019 / 2018**



+ 19,8%



Lake Terraces - Valdebebas (Madrid)



Riverside Tower (Madrid)

BACKLOG

VAR %

1st Quarter **2019 / 2018**



+ 17,4%

1st quarter 2019 – Units under maintenance contract



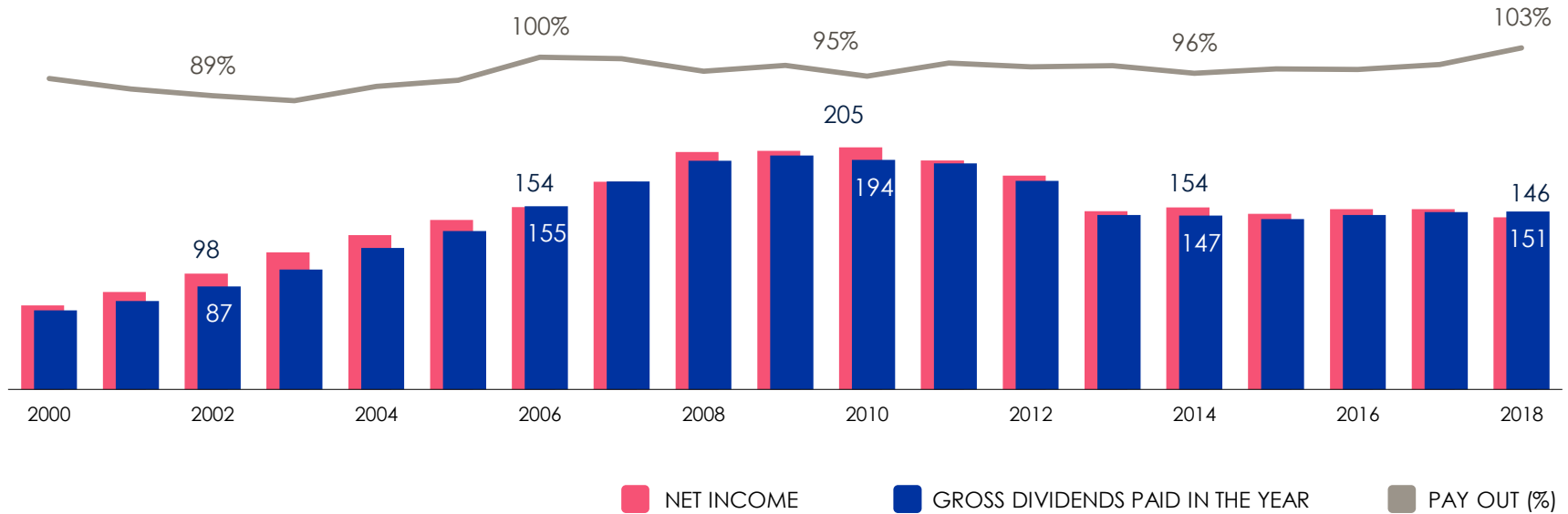
Proposal of the Board of Directors



Proposal of dividend
charged to reserves
for a gross amount of
0,08 euros per share
(July 10 2019)

Shareholder remuneration

 **Net Income vs. Dividends paid in the calendar year (Pay-Out %)** (€ mill.)



OTIS