

Stay well

RETHINKING THE WAY YOU RIDE

Elevator passengers should make every effort to avoid close contact



If an elevator is **crowded**, take the next one to maintain social distancing



Only going a few flights? **Take the stairs** if you are able



Speak up! If you're in an elevator that has reached social distancing capacity, politely ask them to wait for the next one

Practice good hygiene

Avoid leaning against cab walls

Avoid touching the handrails directly; cover fingers with a cloth or glove


Avoid touching buttons directly; cover fingers with a cloth or glove

Wash your hands immediately after every trip

Wear a mask or face covering

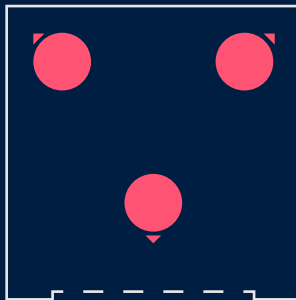
Elevator distancing guidelines

2 passengers or fewer



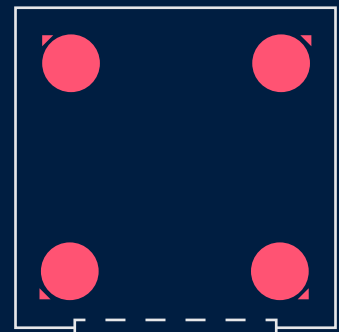
1130 kg
2500 lb cars

3 passengers or fewer



1360/1590 kg
3000/3500 lb cars

4 passengers or fewer



1.8 x 1.8 meters
72 x 72 inches service cars

While you're here...

These directions are meant to complement additional cleanliness guidelines.

Otis encourages all passengers to follow the formal guidance of the World Health Organization and their local health officials. Visit www.who.int for the latest information.